

Section One: Recital (60 marks)

Select three pieces from the following list (20 marks each)

As an alternative to the pieces below, candidates may perform up to 3 free choice pieces.
For guidance on selecting and approving free choice pieces please [click here](#)

Composer/Artist	Title	Book/Cat. Ref	Publisher/ Buy Here
Frank Bridge	Country Dance	MTB Violin Book Grade 5	MTB Bookshop
Elgar	Chanson de Nuit	MTB Violin Book Grade 5	MTB Bookshop
Händel	Sonata in F 2 nd Movt, HWV 370	MTB Violin Book Grade 5	MTB Bookshop
Chris Mitchell	Consolation	MTB Violin Book Grade 5	MTB Bookshop
Toselli	Serenata Op.6	MTB Violin Book Grade 5	MTB Bookshop
Fauré	Berceuse Op.16	MTB Violin Book Grade 5	MTB Bookshop
Dvořák	Romantic Pieces Op.75 no.1	Tomplay	tomplay.com
Elgar	Chanson de Matin	Tomplay or Novello	tomplay.com or Novello
Tchaikovsky	Waltz from Serenade for Strings	Tomplay or Going Solo	tomplay.com or Faber
Vivaldi	Concerto for Violin in G major, Op.3 no.3 RV.310 1 st Movt: Allegro	Tomplay	tomplay.com
One Republic	Counting Stars	Tomplay	tomplay.com
Trad.	Don't Leave Me (Gipsy Romance)	Tomplay	tomplay.com
Kreisler	Marche Miniature Viennoise	Tomplay	tomplay.com

Tomplay pieces often include accompaniments and can be purchased individually using the link next to each piece or via a discounted subscription for MTB teachers/learners. To learn more about Tomplay and the subscription [click here](#).

MTB Grade 5 Violin

Composer/Artist	Title	Book/Cat. Ref	Publisher/ Buy Here
Debussy	Arabesque No.1 L.66	Tomplay	tomplay.com
Schubert	Wan Song D.957 No.4 Serenade (Standchen)	Tomplay	tomplay.com
Schumann	Myrthen Op.25 no.7: Die Lotosblume	Tomplay	tomplay.com
Kabalewski	Scherzo	Albumstucke	Peters
Blake	Dance of the Snowmen	N/A	Chester music
Huws Jones	Paragon Rag	Jazz, Blues and Ragtime	B&H
Huws Jones	The Entertainer	Jazz, Blues and Ragtime	B&H
Radonovics	Dance of the Moonchild	Jazzy Violin 2	Universal
Radonovics	Sugar & Spice	Jazzy Violin 2	Universal
Toselli	Serenata Op.6	N/A	UMP
Händel	Ombra mai fu	Classical Pieces Vol 1	Peters
Radonovics	Dance of the Moonchild Sugar & Spice	Jazzy Violin 2	Universal

Section Two: Technical (25 marks)

Prepare either option 1 or 2 below

Technical Option 1

Technical Exercises:

Perform all the technical exercises required for this grade

[Page 8](#)

PLUS

Scales from Memory:

Perform the scales from memory required for this grade from the sheet

[Page 4](#)

Technical Option 2

Technical Exercises:

Perform all the technical exercises required for this grade

[Page 8](#)

PLUS

Alternative to Scales from Memory:

Perform the alternative to scales from memory required for this grade from the sheet

[Page 6](#)

Section Three: Musicianship (15 marks)

Prepare either option 1 or 2 below

Musicianship Option 1

Reading Skills:

Perform the rhythm exercises for this grade

[Page 9](#)

PLUS

Listening Skills:

Sing the prepared aural tests for this grade

[Page 11](#)

Musicianship Option 2

Reading Skills:

Perform the rhythm exercises for this grade

[Page 9](#)

PLUS

Duet:

Perform the duet for this grade

[Page 7](#)

Scales & Arpeggios from Memory

For the examination, the candidate should be asked to perform all the following scales and arpeggios from memory. They should perform each scale and arpeggio with separate bows or slurred as requested by the teacher. The teacher should aim for an even distribution of articulations. All tempi given are minimum speeds.

(See [Violin Bowing Patterns](#))

♩ = 72

D \flat major scale - 2 octaves



G major scale - 3 octaves



A harmonic minor scale - 3 octaves (Only 1 version harmonic or melodic required)



A melodic minor scale - 3 octaves




♩ = 52

A chromatic scale - 2 octaves



♩ = 64

Dominant 7th in C



Diminished 7th on D - 1 octave



♩ = 100


D \flat major arpeggio - 2 octaves



G major arpeggio - 3 octaves



A minor arpeggio - 3 octaves



C# minor arpeggio - 2 octaves




Scale Bowing Pattern Example

Long tonics. separate & slurred two bows per octave



Arpeggios separate, even and slurred in 3s



Chromatics

Separate and slurred 3 notes to a bow

Dominant 7ths

Separate, even and slurred 4 notes to a bow

Diminished 7ths

Separate, even

Alternative to Scales from Memory

The following do not need to be played from memory.
For the examination, perform all of the following.

♩=72

Db major scale

Musical notation for the Db major scale in 4/4 time, starting on Bb. The scale is written on a single staff with a treble clef. It consists of eight measures of music, ending with a double bar line. The notes are Bb, C, D, Eb, F, G, Ab, Bb. There are slurs and accents over the notes.

F major scale (swung quavers $\text{♩}=\text{♩}$)

Musical notation for the F major scale in 4/4 time, starting on F. The scale is written on a single staff with a treble clef. It consists of eight measures of music, ending with a double bar line. The notes are F, G, A, Bb, C, D, E, F. There are slurs and accents over the notes, and a '3' with a slur over the first three notes (F, G, A).

G major scale - 3 octaves

Musical notation for the G major scale in 4/4 time, spanning three octaves starting on G. The scale is written on a single staff with a treble clef. It consists of eight measures of music, ending with a double bar line. The notes are G, A, B, C, D, E, F#, G. There are slurs and accents over the notes.

A harmonic minor scale - 3 octaves

Musical notation for the A harmonic minor scale in 4/4 time, spanning three octaves starting on A. The scale is written on a single staff with a treble clef. It consists of eight measures of music, ending with a double bar line. The notes are A, B, C, D, E, F, G#, A. There are slurs and accents over the notes.

C# melodic minor scale

Musical notation for the C# melodic minor scale in 4/4 time, starting on C#. The scale is written on a single staff with a treble clef. It consists of eight measures of music, ending with a double bar line. The notes are C#, D, E, F#, G, A, B, C#. There are slurs and accents over the notes.

♩=52

A chromatic scale - 2 octaves

Musical notation for the A chromatic scale in 4/4 time, spanning two octaves starting on A. The scale is written on a single staff with a treble clef. It consists of eight measures of music, ending with a double bar line. The notes are A, Bb, B, C, C#, C, D, D#, D, E, Eb, E, F, F#, F, G, G#, G, A. There are slurs and accents over the notes, and '3' with a slur over groups of three notes.

♩=64

Dominant 7th in C

Musical notation for the Dominant 7th in C in 4/4 time, starting on C. The scale is written on a single staff with a treble clef. It consists of eight measures of music, ending with a double bar line. The notes are C, D, E, F, G, Ab, Bb, C. There are slurs and accents over the notes.

Diminished 7th on D

Musical notation for the Diminished 7th on D in 4/4 time, starting on D. The scale is written on a single staff with a treble clef. It consists of eight measures of music, ending with a double bar line. The notes are D, Eb, F, G, Ab, Bb, C, D. There are slurs and accents over the notes.

♩=100

Db major arpeggio

Musical notation for the Db major arpeggio in 2/4 time, starting on Bb. The arpeggio is written on a single staff with a treble clef. It consists of four measures of music, ending with a double bar line. The notes are Bb, C, Eb, F. There are slurs and accents over the notes, and '3' with a slur over groups of three notes.

G major arpeggio - 3 octaves

Musical notation for the G major arpeggio in 2/4 time, spanning three octaves starting on G. The arpeggio is written on a single staff with a treble clef. It consists of four measures of music, ending with a double bar line. The notes are G, A, B, C, D, E, F#, G. There are slurs and accents over the notes, and '3' with a slur over groups of three notes.

A minor arpeggio - 3 octaves

Musical notation for the A minor arpeggio in 2/4 time, spanning three octaves starting on A. The arpeggio is written on a single staff with a treble clef. It consists of four measures of music, ending with a double bar line. The notes are A, B, C, D, E, F, G, A. There are slurs and accents over the notes, and '3' with a slur over groups of three notes.

Duet

On Parade!

(arco) Quick March!

The musical score for 'On Parade!' is a duet for two violins. It is written in 2/4 time and the key of F# major (three sharps). The piece is marked 'Quick March!' and 'On Parade!'. The score is divided into six systems. The first system includes dynamic markings 'f' and '(arco)'. The piece features a variety of rhythmic patterns, including eighth and sixteenth notes, and rests. The final system concludes with a double bar line.

Musicianship Duets on the MTB Syllabuses are not acceptable for use as Recital pieces for the same grade. Musicianship Duets are Listening Skills, not another piece and consequently are set at a more straightforward technical level.

Technical Exercises

Exercise 1 ♩=60

Musical notation for Exercise 1, a single staff with fingerings 0, 4, 0, 4, 0, 1, 4, 0, 1.

Sevcik

Musical notation for the Sevcik exercise, a single staff.

Exercise 2 ♩=60

Musical notation for Exercise 2, a single staff with fingerings 0, 0, 0, 4, 4, 4, 1, 14.

Sevcik

Exercise 3

♩=c.80

Musical notation for Exercise 3, first staff with fingerings 0 0 0 0, 0 0, 0 0, 0 0.

Musical notation for Exercise 3, second staff.

Musical notation for Exercise 3, third staff.

Sevcik

Musical notation for Exercise 3, fourth staff.

Candidates should practise the six clapping exercises below as part of their preparation to take this grade.

For the exam itself, the candidate should perform all six exercises in the order below at the indicated tempi. The candidate part should be clapped and the lower part should be provided using either the MTB Reading Skills recording for this grade, which can be downloaded [here](#), or a metronome (not clapped).

♩ = 90

1

candidate

metronome

♩ = 76

2

♩ = 84

3

Violin Grade Five

♩ = 66

4

3/4

♩ = 70

5

2/4

♩ = 60

6

4/4

Listening Skills

(Aural tests)

[Click here to find Listening Skills recordings in Treble Clef](#)

[Click here to find Listening Skills recordings in Bass Clef](#)

The candidate should practise all the exercises on this sheet with the accompanying Listening Skills recording as part of their preparation for the exam. The exam can be conducted either with the candidate responding to the recording or the teacher can deliver them using this sheet.

Only the teacher should have this sheet in front of them during the exam.

For each test, select *either* the treble *or* the bass clef exercises as appropriate to the range of the candidate's voice.

Test 1 - Singing back notes.

I shall play a 3 note chord, and then you will sing back the highest, middle, then lowest notes.

We shall do this for 4 different chords.

Treble Clef

1. 2. 3. 4.

Bass Clef

1. 2. 3. 4.

Test 2 - Intervals.

I will play a note and ask you to sing a specific interval above. We shall do this for 3 different intervals.

Treble Clef

1. Major 6th 2. Minor 6th 3. Minor 3rd

Bass Clef

1. Major 6th 2. Minor 6th 3. Minor 3rd

Test 3 - Singing back melodic phrases.

I shall play a melodic phrase **twice**, and then you shall sing it back. We shall do this for 3 different melodies.

Before each, I will indicate the pulse.

Treble Clef

1.

Bass Clef

1.

Syllabus Guidance

- The teacher is encouraged to speak to the candidate during the exam to put them at ease or to help them understand what is being requested. For more guidance on conducting/taking the exam [click here](#).
- The recording should not be turned off at any point during the exam until all elements of the assessment have been completed. For more recording advice [click here](#).
- For Practical Grades follow the above syllabus requirements. To learn about Performance Grade requirements please [click here](#).
- To learn more about how our exams are marked visit our Marking Criteria Page [here](#).
- Any suitable fingerings may be used for pieces and scales. However, any marked fingerings should be used for the technical exercises.
- Suitable use of vibrato is expected from Grade 5 onwards.

Recital Guidance - Practical & Performance Grades:

- Repeats are optional for MTB Exams, however, they are encouraged as they are often structurally important and can offer opportunities to display greater dynamic and expressive variation.
- All D.C. and D.S. marks should be observed (unless the syllabus specifies otherwise).
- The candidate should introduce each piece they are about to perform by stating its title.
- The teacher may help the candidate tune up before the exam begins. This should be done before starting the recording.
- Recorded accompaniments are acceptable as an alternative to a live accompanist. Make sure it is played on a different device to the one recording the exam.
- The composer's dynamics, phrasing etc should be observed in the pieces. Any editorial markings may be altered to allow for a personal interpretation. Where a piece contains no, or only limited, dynamic and expressive markings, the candidate is encouraged to include their own additional dynamic or expressive elements.
- Where a candidate presents Free Choice repertoire these must be of the correct grade standard. If such pieces fall below the required grade standard then examiners may reflect this in their marking. Free Choice Guidance can be found [here](#).
- Candidates wishing to submit 2 or more pieces with Jazz improvisation may do so as part of our free choice options, these will be marked by a Jazz specialist who will normally specialise in that section of instruments (i.e. Wind, Brass etc).

Technical & Musicianship Guidance - Practical Grades:

- The tempi given for the technical section exercises (scales from memory/technical exercises etc.) are minimum speed requirements.
- There are no unprepared elements in an MTB exam. All Technical and Musicianship elements should be practised by the candidate prior to taking the exam.
- If the Listening Skills fall outside of the candidate's vocal range, they may be transposed. However, all exercises within a test must be transposed by the same interval.
- For the duet option, the teacher part may be performed by the teacher, another pupil or any suitable player on any instrument from the same family (wind/brass/strings etc) with octave transpositions made as necessary. Alternatively, a recording can be used for the teacher part during the exam.
- Duets set in the Musicianship section cannot to be used as recital pieces.