

Section One: Recital (60 marks)

Select **three** pieces from the following list (20 marks each)

As an alternative to the pieces below, candidates may perform up to 3 free choice pieces.
For guidance on selecting and approving free choice pieces please [click here](#)

Composer/Artist	Title	Book/Cat. Ref	Publisher/Buy Here
Bergen	Bourrée	Tomplay	tomplay.com
Zamboni	Preludio in A	Tomplay	tomplay.com
Giuliani	Northern Dances No.2	Tomplay	tomplay.com
Sor	Moderato in A	Tomplay	tomplay.com
Ayala	Luna y Sol	Tomplay	tomplay.com
Bartok	Two Miniatures No.2: Largo	Tomplay	tomplay.com
Legrand	The Windmills of Your Mind (The Thomas Crown Affair)	Tomplay	tomplay.com
Pink Floyd	Is There Anybody Out There	Tomplay	tomplay.com
Lennon	Imagine	Tomplay	tomplay.com
M83	Midnight City	Tomplay	tomplay.com
Lindsey-Clark	Steely Blue (Simply Swing)	Tomplay or Simply Swing	tomplay.com

Tomplay pieces often include accompaniments and can be purchased individually using the link next to each piece or via a discounted subscription for MTB teachers/learners. To learn more about Tomplay and

MTB Grade 4 Guitar

Composer/Artist	Title	Book/Cat. Ref	Publisher/Buy Here
Méneret	Blues & Co No.9 (Suite Printanère)	N/A	productionsdoz.com
Paulus	Reflections	Four Easy Pieces	bergmann-edition.com
Dowland	Tarleton's Riserrectione	The Guitarists Progress Book 3	Garden Music
Kellner	Aria	The Baroque Book	Chanterelle
J. S. Bach	Minuet	No.16 Baroque Book	Chanterelle
Sor	Op.44 no.14	Complete Studies or another reliable edition	Any reliable edition
Carcassi	Op.60 no.7	Twenty-Five Melodic and Progressive Studies Op.60	Any reliable edition
Glasser	Pig in a Rain Puddle	First Repertoire for Solo Guitar	Faber
Nuttall	Mexicana	12 Inventions for Guitar	Holley Music
Nuttall	Berceuse	12 Inventions for Guitar	Holley Music
Higgs	Sailor Terry	Miniatures for Guitar	Available at the MTB Bookshop
Higgs	A Cowboy Walked into a Bar	Miniatures for Guitar	Available at the MTB Bookshop
Storry	The Nostalgic Photograph	A Guitarists Miscellany Book 1	Recital Music/Spartan Press

Section Two: Technical (25 marks)

Technical

Technical Exercises:

Perform all the technical exercises required for this grade

[Page 4](#)

PLUS

Scales from Memory:

Perform the scales from memory required for this grade from the sheet

[Page 5](#)

Section Three: Musicianship (15 marks)

Prepare either option 1 or 2 below

Musicianship Option 1

Reading Skills:

Perform the rhythm exercises for this grade

[Page 7](#)

PLUS

Listening Skills:

Sing the prepared aural tests for this grade

[Page 8](#)

Musicianship Option 2

Reading Skills:

Perform the rhythm exercises for this grade

[Page 7](#)

PLUS

Duet:

Perform the duet for this grade

[Page 6](#)

Technical Exercises

♩ = 50

Exercise 1 - In these repeating patterns aim for clear slurs and even quavers.

V

28 4 3 2 1 4 3 2 1 4 3 2 1 4 3 2 1

m *i*

Apoyando

IV

30 1 2 3 4 1 2 3 4 1 2 3 4 1 2 3 4

i *m*

♩ = 52

Exercise 2 - Selected from Giuliani's 120 right hand studies.

I

33 *m* *i* *a*

3 2 0 2 0 3

I

35 *m* *i* *a*

3 2 0 2 0 3

Scales & Arpeggios from Memory

For the examination, the candidate should be asked to perform all the following scales and arpeggios from memory. Scales right hand im, tirando or apoyando - arpeggios tirando. Use any logical left hand fingers. All tempi given are minimum speeds.

♩ = 72

A Major (2 Octaves) - no open strings



E Minor Melodic (2 Octaves)




F Minor Harmonic (2 Octaves)




A Major Arpeggio (2 Octaves) - no open strings



A Minor Arpeggio (2 Octaves) - no open strings



E Minor Arpeggio (2 Octaves)



1 (Candidate)

Duet

2

Cup Final

*Musicianship Duets on the MTB Syllabuses are not acceptable for use as Recital pieces for the same grade. Musicianship Duets are Listening Skills, not another piece and consequently are set at a more straightforward technical level.

Excitedly!


The musical score is written for two voices in 4/4 time, key of D major. It consists of four systems of two staves each. The first system begins with a forte (*f*) dynamic. The second system continues the melodic and harmonic development. The third system shows a change in dynamics to fortissimo (*ff*) in the final measure. The piece concludes with a double bar line.

Reading Skills

Candidates should practise the six clapping exercises below as part of their preparation to take this grade.


For the exam itself, the candidate should perform all six exercises in the order below at the indicated tempi. The candidate part should be clapped and the lower part should be provided using either the MTB Reading Skills recording for this grade, which can be downloaded [here](#), or a metronome (not clapped).

♩ = 106
candidate
1
metronome



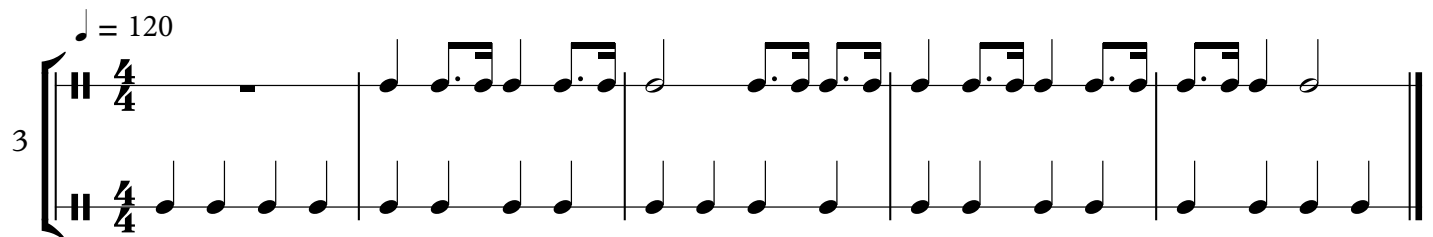
♩ = 90

2




♩ = 120

3



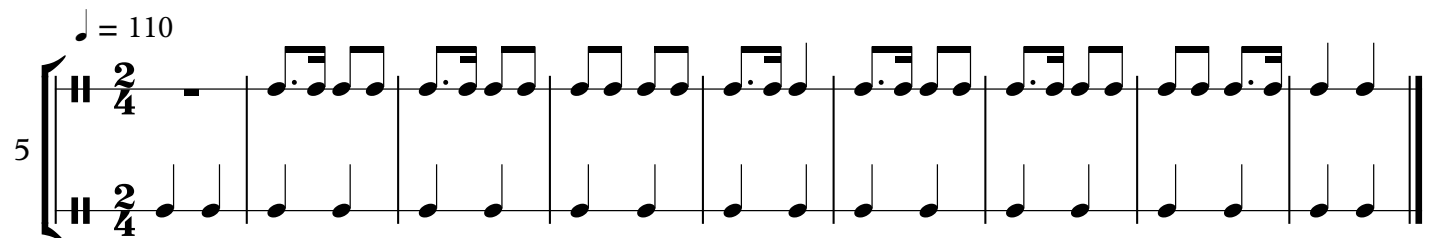
♩ = 78

4




♩ = 110

5



♩ = 84

6



Listening Skills

The candidate should practise all the exercises on this sheet with the accompanying Listening Skills recording as part of their preparation for the exam. The exam can be conducted either with the candidate responding to the recording or the teacher can deliver them using this sheet.

Only the teacher should have this sheet in front of them during the exam.

For each test, select *either* the treble *or* the bass clef exercises as appropriate to the range of the candidate's voice.

Test 1 - Singing back notes.

I shall play a 3 note chord, and then you shall sing back both the highest and lowest notes. We shall do this with 4 different chords.

Treble Clef

1. 2. 3. 4.



Bass Clef

1. 2. 3. 4.




Test 2 - Intervals.

I will play a note and ask you to sing a specific interval above. We shall do this for 3 different intervals.


Treble Clef

1. Major 6th 2. Major 3rd 3. Perfect 4th



Bass Clef

1. Major 6th 2. Major 3rd 3. Perfect 4th



Test 3 - Singing back melodic phrases.


I shall play a melodic phrase **twice**, and then you shall sing it back. We shall do this for 3 different melodies. Before each, I will indicate the pulse.

Treble Clef

1.



2.



3.



Bass Clef

1.



2.



3.



Syllabus Guidance

- The teacher is encouraged to speak to the candidate during the exam to put them at ease or to help them understand what is being requested. For more guidance on conducting/taking the exam [click here](#).
- The recording should not be turned off at any point during the exam until all elements of the assessment have been completed. For more recording advice [click here](#).
- For Practical Grades follow the above syllabus requirements. To learn about Performance Grade requirements please [click here](#).
- To learn more about how our exams are marked visit our Marking Criteria Page [here](#).

Recital Guidance - Practical & Performance Grades:

- Repeats are optional for MTB Exams, however, they are encouraged as they are often structurally important and can offer opportunities to display greater dynamic and expressive variation.
- All D.C. and D.S. marks should be observed (unless the syllabus specifies otherwise).
- The candidate should introduce each piece they are about to perform by stating its title.
- The teacher may help the candidate tune up before the exam begins. This should be done before starting the recording.
- Recorded accompaniments are acceptable as an alternative to a live accompanist. Make sure it is played on a different device to the one recording the exam.
- The composer's dynamics, phrasing etc should be observed in the pieces. Any editorial markings may be altered to allow for a personal interpretation. Where a piece contains no, or only limited, dynamic and expressive markings, the candidate is encouraged to include their own additional dynamic or expressive elements.
- Where a candidate presents Free Choice repertoire these must be of the correct grade standard. If such pieces fall below the required grade standard then examiners may reflect this in their marking. Free Choice Guidance can be found [here](#).
- Candidates wishing to submit 2 or more pieces with Jazz improvisation may do so as part of our free choice options, these will be marked by a Jazz specialist who will normally specialise in that section of instruments (i.e. Wind, Brass etc).

Technical & Musicianship Guidance - Practical Grades:

- The tempi given for the technical section exercises (scales from memory/technical exercises etc.) are minimum speed requirements.
- There are no unprepared elements in an MTB exam. All Technical and Musicianship elements should be practised by the candidate prior to taking the exam.
- If the Listening Skills fall outside of the candidate's vocal range, they may be transposed. However, all exercises within a test must be transposed by the same interval.
- For the duet option, the teacher part may be performed by the teacher, another pupil or any suitable player on any instrument from the same family (wind/brass/strings etc) with octave transpositions made as necessary. Alternatively, a recording can be used for the teacher part during the exam.
- Duets set in the Musicianship section cannot to be used as recital pieces.
- Any suitable fingerings may be used for pieces and scales. However, any marked fingerings should be used for the technical exercises.