

Section One: Recital (60 marks)

Select **three** pieces from the following list (20 marks each)

As an alternative to the pieces below, candidates may perform up to 3 free choice pieces.

For guidance on selecting and approving free choice pieces please [click here](#)

Composer/Artist	Title	Book/Cat. Ref	Publisher/ Buy Here
Johann Sebastian Bach	Two Part Invention in Bb	MTB Piano Book Grade 6	MTB Bookshop
Johannes Brahms	Waltz	MTB Piano Book Grade 6	MTB Bookshop
William Byrd	Pavan. The Earle of Salisbury	MTB Piano Book Grade 6	MTB Bookshop
John Field	Nocturne in D minor	MTB Piano Book Grade 6	MTB Bookshop
Erik Satie	Gnossienne No.5	MTB Piano Book Grade 6	MTB Bookshop
Scott Joplin/ Arthur Marshall	Swipesy	MTB Piano Book Grade 6	MTB Bookshop
Mozart	Fantasia in D Minor K397	Tomplay	tomplay.com or Any reliable edition
Mozart	Sonata in C K545 1 st Movt: Allegro	Tomplay	tomplay.com or Any reliable edition
Beethoven	Sonata Op.13: Andante Cantabile	Tomplay	tomplay.com or Any reliable edition
Mendelssohn	Song without Words in A minor Op.19 no.2	Tomplay	tomplay.com or Any reliable edition
Djawadi	Game of Thrones	Tomplay	tomplay.com
Chopin	Prelude in B Minor Op.28 no.6	Tomplay or SMD Cat Ref: 155070	tomplay.com or sheetmusicdirect.com
Einaudi	Le Onde	SMD Cat Ref: 31982	sheetmusicdirect.com or musicnotes.com
K. Badelt	He's a Pirate	SMD Cat Ref: 25202	sheetmusicdirect.com
Einaudi	I Giorni	SMD Cat Ref: 47141	sheetmusicdirect.com
E. Morricone	Gabriel's Oboe	SMD Cat Ref: 51930	sheetmusicdirect.com

Tomplay pieces often include accompaniments and can be purchased individually using the link next to each piece or via a discounted subscription for MTB teachers/learners. To learn more about Tomplay and the subscription [click here](#).

MTB Grade 6 Piano

Composer/Artist	Title	Book/Cat. Ref	Publisher/ Buy Here
J. Williams	Imperial March (Star Wars)	SMD Cat Ref: 94315	sheetmusicdirect.com
Guridi	Nostalgia (Tres Piezas Breves)	Sheet Music Direct	sheetmusicdirect.com
R. Nathaniel Dett	Honey	Piano Music of Africa and the African Diaspora Vol 2	OUP
Dussek	Sonatina in Eb Op.19 No.6: 1st Movt: Allegro	N/A	Any reliable edition
Mendelssohn	Song Without Words Op.38 no.2 in C minor	N/A	Any reliable edition
Grieg	Poetic Tone Picture Op.3 no.3 in C minor	N/A	Any reliable edition
Grovles	Le Pastour (L'almanach aux Images)	N/A	Any reliable edition
Richard Rodney Bennett	Four Calling Birds	Partridge Pie Book 1	Novello
Patrick Hawes	Towards the Light	N/A	Novello
Kabalevsky	Theme and Variations in A Minor Op.40 no.2	N/A	Boosey and Hawkes
Harvey	Rumba Toccata	20 th Century Real Repertoire for Piano Grades 5-7	Faber
Arnold	The Buccaneer	20 th Century Real Repertoire for Piano Grades 5-7	Faber
Alwyn	The Sea is Angry	20 th Century Real Repertoire for Piano Grades 5-7	Faber
Pinto	Run Run	sheetmusicplus.com	Schirmer
Hiller	Fandango Sancta	Easy Piano Pieces [Chopin/Liszt/Hiller]	Wiener Urtext UT52009
Liszt	Dorothea	Easy Piano Pieces [Chopin/Liszt/Hiller]	Wiener Urtext UT52009
Liszt	Die Hirten an der Krippe	Easy Piano Pieces [Chopin/Liszt/Hiller]	Wiener Urtext UT52009

Section Two: Technical (25 marks)

Technical

Technical Exercises:
Perform all the technical exercises required for
this grade

[Page 4](#)

PLUS

Scales from Memory:
Perform all scales from memory required for this
grade from the sheet

[Page 6](#)

Section Three: Musicianship (15 marks)

Prepare either option 1 or 2 below

Musicianship Option 1

Reading Skills:
Perform the rhythm exercises for this grade

[Page 13](#)

PLUS

Listening Skills:
Sing the prepared aural tests for this grade

[Page 15](#)

Musicianship Option 2

Reading Skills:
Perform the rhythm exercises for this grade

[Page 13](#)

PLUS

Duet:
Perform a duet for this grade from either option

[MTB Duet Page 10](#) [Alternative Duet Page 12](#)

Please go to [page 16](#) to find syllabus guidance

Technical Exercises

C.L Hanon
(from The Virtuoso Pianist)

Exercise 1

$\text{♩} = 72$ Hands together

1 5 4 5 3 5 2 5
5 1 2 1 3 1 4 1

6

12

5 1 2 1 3 1 4 1
1 5 4 5 3 5 2 5

18

24

Technical Exercises

Exercise 2

♩ = 60 Hands separately

4 2

2 4

3

4 4
2 2

mf

2 2
4 4

Scales & Arpeggios from Memory

For the examination, the candidate should be asked to play all the following scales and arpeggios from memory. All tempi given are minimum speeds.

Scales $\text{♩} = 76$

F# major, four octaves, legato, forte

Eb major, four octaves, staccato, piano

F# melodic minor, four octaves, legato, piano

Eb harmonic minor, four octaves. staccato, forte

Contrary Motion: Eb harmonic minor, two octaves, legato

Chromatic Scale: Starting on any note, four octaves: ascending-piano legato; descending-forte staccato

C major double sixths, two octaves, hands separately $\text{♩} = 88$

Arpeggios $\text{♩} = 50$

Eb major, hands together, four octaves, all inversions, legato

F# major, two octaves, contrary motion, legato

Diminished 7th starting on F, four octaves, staccato

Diminished 7th starting on Bb, four octaves, legato

Scales & Arpeggios

For the examination, the candidate should be asked to play all the following scales and arpeggios from memory. All tempi given are minimum speeds.

Scales $\text{♩} = 76$

F# major, four octaves, legato

Eb major, four octaves, staccato

F# melodic minor, four octaves, legato

Eb harmonic minor, four octaves, staccato

Scales & Arpeggios

Contrary Motion

E \flat harmonic minor, two octaves, legato

Chromatic Scale

Starting on any note, four octaves: ascending—piano legato; descending—forte staccato

C major double sixths, two octaves, hands separately ♩ = 88

Scales & Arpeggios

Arpeggios $\text{♩} = 50$

E \flat major, hands together, four octaves, legato

Root position

First inversion

Second inversion

F# major, two octaves, contrary motion, legato

Diminished 7th starting on F, four octaves, staccato

Diminished 7th starting on B \flat , four octaves, legato

Duet Selection
Pavane
from Capriol Suite

[Click here to find exam speed duet recordings](#)

[Click here to find practise speed duet recordings](#)

Peter Warlock (1894-1930)

TEACHER

Allegretto, ma un poco lento (♩ = 108)

The musical score is written for a single piano part. It begins with a treble and bass clef, a key signature of one flat (B-flat), and a 2/4 time signature. The tempo is marked 'Allegretto, ma un poco lento' with a quarter note equal to 108 beats per minute. The score is divided into systems of two staves each. The first system (measures 1-11) features a triplet of eighth notes in both hands, followed by a melodic line in the right hand and a bass line in the left hand. The second system (measures 12-23) continues the melodic and bass lines, with a 'simile' marking. The third system (measures 24-35) shows the right hand playing a series of chords and the left hand a steady eighth-note accompaniment. The fourth system (measures 36-45) features a 'cantabile' section with a 'mf' dynamic. The fifth system (measures 46-55) continues the cantabile section. The sixth system (measures 56-65) includes a 'poco più lento' marking. The final system (measures 66-72) concludes with a 'rallentando' leading to a 'molto' section and finally 'a tempo' ending with a double bar line. Dynamics range from 'mp' to 'pp'. Fingerings and articulation marks are clearly indicated throughout the score.

Duet Selection
Pavane
from Capriol Suite

Peter Warlock (1894-1930)

PUPIL

Allegretto, ma un poco lento (♩ = 108)

simile

p

12

mf

24

36

mf marcato la melodia

46

56

poco più lento

66

rallentando - - - - - molto - - - - - a tempo

Alternative Piano Duets

Grade	Composer/Artist	Title	Book/Cat. Ref	Publisher
1	Paul Harris	Nearly the End of the Book	Improve your Sightreading Duets Grades 0-1	Faber
1	Paul Harris	A Trip to Moscow	Improve your Sightreading Duets Grades 0-1	Faber
1	Paul Harris	At the Circus	Improve your Sightreading Duets Grades 0-1	Faber
2	Pam Wedgwood	Black-eyed Beanie	Upgrade! Duets Grades 0-1	Faber
2	Pauline Hall	Takin it Easy	Piano Time Jazz Duets Book 1	OUP Oxford
3	Pam Wedgwood	The Floral Dance	Upgrade! Duets Grades 0-1	Faber
3	Pauline Hall	All I Want	Piano Time Jazz Duets Book 2	OUP Oxford
4	Pauline Hall	Rags to Riches	Piano Time Jazz Duets Book 2	OUP Oxford
4	Pauline Hall	Swing's the thing	Piano Time Jazz Duets Book 2	OUP Oxford
5	Mozart	Duet (Don Giovanni)	The Joy of Piano Duets	Yorktown Music Press
5	Pam Wedgwood	Big Mack	Jazzin' About for Piano Duet	Faber
6	Paganini	Caprice No.24	The Joy of Piano Duets	Yorktown Music Press
6	Matthias Seiber	Foxtrot	Easy Dances for Piano Duet	Schott
7	J.S. Bach	Arioso	The Joy of Piano Duets	Yorktown Music Press
7	Matthias Seiber	Six-Eight	Easy Dances for Piano Duet	Schott
8	Julio Sanders	Adios Muchachos	The Joy of Piano Duets	Yorktown Music Press
8	Matthias Seiber	Tango Argentina	Easy Dances for Piano Duet	Schott

Reading Skills

Candidates should practise the six clapping exercises below as part of their preparation to take this grade.

For the exam itself, the candidate should perform all six exercises in the order below at the indicated tempi. The candidate part should be clapped and the lower part should be provided using either the MTB Reading Skills recording for this grade, which can be downloaded [here](#), or a metronome (not clapped).

♩ = 120 Swung quavers (♩ = ♪) (♩ = ♪)

candidate

metronome

♩ = 100 Swung quavers (♩ = ♪) (♩ = ♪)

♩ = 88 Swung quavers (♩ = ♪) (♩ = ♪)

♩ = 128 Swung quavers (♩=♩³)

4

Musical notation for exercise 4, first system. It consists of two staves in 3/4 time. The right staff has a whole rest followed by a triplet of eighth notes, then a quarter note, and another triplet of eighth notes. The left staff has a steady eighth-note accompaniment.

Musical notation for exercise 4, second system. The right staff continues with eighth notes and a dotted quarter note. The left staff continues with eighth notes.

♩ = 90 Swung quavers (♩=♩³)

5

Musical notation for exercise 5, first system. It consists of two staves in 2/4 time. The right staff has a whole rest followed by eighth-note patterns. The left staff has a steady eighth-note accompaniment.

♩ = 118 Swung quavers (♩=♩³)

6

Musical notation for exercise 6, first system. It consists of two staves in 4/4 time. The right staff has a whole rest followed by quarter and eighth notes. The left staff has a steady eighth-note accompaniment.

Musical notation for exercise 6, second system. The right staff continues with eighth notes and a dotted quarter note. The left staff continues with eighth notes.

Listening Skills

(Aural tests)


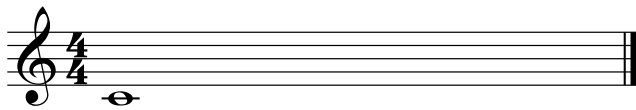
The candidate should practise all the exercises on this sheet with the accompanying Listening Skills recording as part of their preparation for the exam. The exam can be conducted either with the candidate responding to the recording or the teacher can deliver them using this sheet.

Only the teacher should have this sheet in front of them during the exam.

For each test, select *either* the treble *or* the bass clef exercises as appropriate to the range of the candidate's voice.

Test 1 - Triads.

I shall ask you to sing an ascending major triad in root position, after I give you the starting note. Then, I shall ask you to sing an ascending minor triad, after I give you the starting note again.




Test 2 - Intervals.

I will play a note and ask you to sing a specific interval above. We shall do this for 3 different intervals.


Treble Clef

1. Major 3rd 2. Minor 7th 3. Minor 3rd



Bass Clef

1. Major 3rd 2. Minor 7th 3. Minor 3rd



Test 3 - Singing upper and lower notes.

I shall play a 2 note interval and then you will sing the higher and lower note.

We shall do this 4 times.

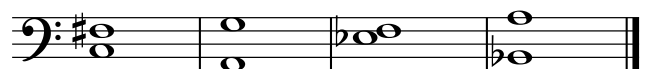
Treble Clef

1. 2. 3. 4.



Bass Clef

1. 2. 3. 4.



Syllabus Guidance

- The teacher is encouraged to speak to the candidate during the exam to put them at ease or to help them understand what is being requested. For more guidance on conducting/taking the exam [click here](#).
- The recording should not be turned off at any point during the exam until all elements of the assessment have been completed. For more recording advice [click here](#).
- For Practical Grades follow the above syllabus requirements. To learn about Performance Grade requirements please [click here](#).
- To learn more about how our exams are marked visit our Marking Criteria Page [here](#).
- Any suitable fingerings may be used for pieces and scales. However, any marked fingerings should be used for the technical exercises.
- Electric Keyboards which are not touch sensitive are not suitable to be used for the Piano syllabus. Instead, candidates should use the Keyboard syllabus, using the 'Keyboard as a Piano' section.

Recital Guidance - Practical & Performance Grades:

- Repeats are optional for MTB Exams, however, they are encouraged as they are often structurally important and can offer opportunities to display greater dynamic and expressive variation.
- All D.C. and D.S. marks should be observed (unless the syllabus specifies otherwise).
- The candidate should introduce each piece they are about to perform by stating its title.
- The teacher may help the candidate tune up before the exam begins. This should be done before starting the recording.
- Recorded accompaniments are acceptable as an alternative to a live accompanist. Make sure it is played on a different device to the one recording the exam.
- The composer's dynamics, phrasing etc should be observed in the pieces. Any editorial markings may be altered to allow for a personal interpretation. Where a piece contains no, or only limited, dynamic and expressive markings, the candidate is encouraged to include their own additional dynamic or expressive elements.
- Where a candidate presents Free Choice repertoire these must be of the correct grade standard. If such pieces fall below the required grade standard then examiners may reflect this in their marking. Free Choice Guidance can be found [here](#).
- Candidates wishing to submit 2 or more pieces with Jazz improvisation may do so as part of our free choice options, these will be marked by a Jazz specialist who will normally specialise in that section of instruments (i.e. Wind, Brass etc).

Technical & Musicianship Guidance - Practical Grades:

- The tempi given for the technical section exercises (scales from memory/technical exercises etc.) are minimum speed requirements.
- There are no unprepared elements in an MTB exam. All Technical and Musicianship elements should be practised by the candidate prior to taking the exam.
- If the Listening Skills fall outside of the candidate's vocal range, they may be transposed. However, all exercises within a test must be transposed by the same interval.
- For the duet option, the teacher part may be performed by the teacher, another pupil or any suitable player on any instrument from the same family (wind/brass/strings etc) with octave transpositions made as necessary. Alternatively, a recording can be used for the teacher part during the exam.
- Duets set in the Musicianship section cannot to be used as recital pieces.