

Section One: Recital (60 marks)

Select **three** pieces from the following list (20 marks each)

As an alternative to the pieces below, candidates may perform up to 3 free choice pieces.
For guidance on selecting and approving free choice pieces please [click here](#)

| Composer/Artist | Title | Book/Cat. Ref | Publisher/ Buy Here |
|-------------------|---|---------------|--|
| Weiss | Fantaisie en Re Mineur youtube.com | N/A | productionsdoz.com |
| Scarlatti | Sonata K.208 youtube.com | N/A | virtualsheetmusic.com |
| J. S. Bach | Prelude, BWV 998 youtube.com | N/A | bergmann-edition.com |
| Giuliani | Sonata Op.15 1 st Movt (Without repeats) | N/A | virtualsheetmusic.com |
| Tarrega | Capricho Arabe | N/A | wernerguitareditions.com or Any reliable edition |
| Barrios Mangore | Tango youtube.com | N/A | virtualsheetmusic.com |
| Falla | Homenaje – le Tombeau de Debussy youtube.com | N/A | bergmann-edition.com |
| Chadwick | Study of Pi | N/A | bergmann-edition.com |
| Lindsey-Clark | Pulsar | N/A | productionsdoz.com |
| Knopfler/Madsen | Local Hero (Going Home) | N/A | sorenmadsen.com |
| McLaughlin/Madsen | Guardian Angel | N/A | sorenmadsen.com |
| Fletcher | Laelia | N/A | productionsdoz.com |

Tomplay pieces often include accompaniments and can be purchased individually using the link next to each piece or via a discounted subscription for MTB teachers/learners. To learn more about Tomplay and

MTB Grade 8 Guitar

| Composer/Artist | Title | Book/Cat. Ref | Publisher/ Buy Here |
|-----------------|---|---|-------------------------|
| Dowland/Tenant | The Frog Galliard | Pumping Nylon Intermediate to Advanced repertoire | Alfred |
| J. S. Bach | Prelude from Suite in E minor, BWV 996 | N/A | Any reliable edition |
| Narvaez | Cancion del Emperador | Hispanae Citharae Ars Vivas ed. Pujol | Schott |
| Sor | Rondo Op.22 | N/A | Any reliable edition |
| Piazzolla | Milonga del Angel | N/A | Chanterelle |
| Ruiz-Pipo | Danza | No.1 of Seis canciones y danzas | Union Musical Ediciones |
| Turina | Soleares from Homage a Tarrega | N/A | Schott |
| Sculthorpe | Into the Dreaming | N/A | Faber |
| Storry | A Walk Through the Fields, by the Stream No.1 | Three English Country Scenes | Recital Music |
| Storry | Dance of the Gypsies No.3 | Three English Country Scenes | Recital Music |
| Sor | Study in E minor Op.6 no.11 | N/A | Any reliable edition |
| Dyens | Tango en Skai | N/A | Henry Lemoine |
| Walton | Alla Cubana No.3 | Five Bagatelles for Guitar | OUP |

Section Two: Technical (25 marks)

Technical

Technical Exercises:

Perform all the technical exercises required for this grade

[Page 4](#)

PLUS

Scales from Memory:

Perform all scales from memory required for this grade from the sheet

[Page 5](#)

Section Three: Musicianship (15 marks)

Prepare either option 1 or 2 below

Musicianship Option 1

Reading Skills:

Perform the rhythm exercises for this grade

[Page 12](#)

PLUS

Listening Skills:

Sing the prepared aural tests for this grade

[Page 14](#)

Musicianship Option 2

Reading Skills:

Perform the rhythm exercises for this grade

[Page 12](#)

PLUS

Duet:

Perform the duet for this grade

[Page 8](#)

Technical Exercises

Exercise 1 - False harmonics.

♩=76 Try to sustain all bass notes and allow the notes of the arpeggios to accumulate.

37 Harm 8va CIII CI CIII

40 Harm 8va

43 1/2CI

45

Exercise 2 - Selected from Giuliani's 120 right hand studies.

♩=66

47 *m a i m* *m a i m*

49 *i m i* *i m i* *i m i* *i m i*

51 *m i i m i i* *m i i m i i*

53 *a m i* *a m i*

Scales & Arpeggios from Memory

For the examination, the candidate should be asked to perform all the following scales and arpeggios from memory. Scales right hand tirando or apoyando - arpeggios tirando. Use any logical left hand fingers. All tempi given are minimum speeds.

♩ = 132

BbMajor (3 Octaves) Right hand im

Musical notation for Bb Major (3 Octaves) Right hand im. The notation consists of two staves. The first staff shows the ascending scale: C2, C3, D3, E3, F3, G3, A3, Bb3, C4, C5, D5, E5, F5, G5, A5, Bb5, C6. The second staff shows the descending scale: C6, Bb5, A5, G5, F5, E5, D5, C5, C4, Bb3, A3, G3, F3, E3, D3, C3, C2.

BbMinor Harmonic (3 Octaves) Right hand ma

Musical notation for Bb Minor Harmonic (3 Octaves) Right hand ma. The notation consists of two staves. The first staff shows the ascending scale: C2, C3, D3, Eb3, F3, G3, Ab3, Bb3, C4, C5, D5, Eb5, F5, G5, Ab5, Bb5, C6. The second staff shows the descending scale: C6, Bb5, Ab5, G5, F5, Eb5, D5, C5, C4, Bb3, Ab3, G3, F3, Eb3, D3, C3, C2.

BbMinor Melodic (3 Octaves) Right hand ia

Musical notation for Bb Minor Melodic (3 Octaves) Right hand ia. The notation consists of two staves. The first staff shows the ascending scale: C2, C3, D3, Eb3, F3, G3, Ab3, Bb3, C4, C5, D5, Eb5, F5, G5, Ab5, Bb5, C6. The second staff shows the descending scale: C6, Bb5, Ab5, G5, F5, Eb5, D5, C5, C4, Bb3, Ab3, G3, F3, Eb3, D3, C3, C2.

D Major in 3rds (2 Octaves)

First line of musical notation for D Major in 3rds (2 Octaves), showing the first two octaves of the scale in treble clef with a key signature of two sharps (F# and C#).

Second line of musical notation for D Major in 3rds (2 Octaves), showing the continuation of the scale in treble clef.

D Major in 6ths (2 Octaves)

First line of musical notation for D Major in 6ths (2 Octaves), showing the first two octaves of the scale in treble clef with a key signature of two sharps.

Second line of musical notation for D Major in 6ths (2 Octaves), showing the continuation of the scale in treble clef.

A Major in Octaves (2 Octaves)

First line of musical notation for A Major in Octaves (2 Octaves), showing the first two octaves of the scale in treble clef with a key signature of three sharps (F#, C#, G#).

Second line of musical notation for A Major in Octaves (2 Octaves), showing the continuation of the scale in treble clef.

E Minor Harmonic in Octaves (2 Octaves)


First line of musical notation for E Minor Harmonic in Octaves (2 Octaves), showing the first two octaves of the scale in treble clef with a key signature of one sharp (F#).

Second line of musical notation for E Minor Harmonic in Octaves (2 Octaves), showing the continuation of the scale in treble clef.


D \flat Major Arpeggio - Beginning on String 5 (2 Octaves)



B \flat Major Arpeggio (3 Octaves)




A \flat Minor Arpeggio (3 Octaves)



Dominant 7th in the Key of E \flat (2 Octaves)



Dominant 7th in the Key of D \flat (3 Octaves)



Diminished 7th on A \flat (3 Octaves)



Grade 8 - i) Romantic Dream

Andante - Espressivo

The musical score is written for two staves in a 3/4 time signature with a key signature of one sharp (F#). The tempo and mood are marked 'Andante - Espressivo'. The score consists of six systems of two staves each. Dynamics include *mf*, *mp*, *f*, *cresc*, and *dim*. The piece features a variety of rhythmic patterns, including eighth and sixteenth notes, and rests. The first system starts with *mf* in both staves. The second system has *mp* and *cresc* markings. The third system has *f*, *mf*, *cresc*, and *dim* markings. The fourth system has *mp* and *cresc* markings. The fifth system has a *f* marking. The sixth system has a *f* marking.

dim mp

dim mp

Grade 8 - ii) Contra-punkt

Decisively!

f f

First system of musical notation, consisting of two staves. The top staff features a series of eighth and sixteenth notes, while the bottom staff provides a harmonic accompaniment with similar rhythmic values.

Second system of musical notation, consisting of two staves. It includes dynamic markings: *p* (piano) and *cresc* (crescendo). The music shows a gradual increase in volume across the system.

Third system of musical notation, consisting of two staves. It features dynamic markings: *ff* (fortissimo) and accents (>) over several notes. The music is characterized by a strong, rhythmic pulse.

Fourth system of musical notation, consisting of two staves. It includes dynamic markings: *p subito* (piano subito), *f* (forte), and *pizz* (pizzicato). The music transitions between different textures and dynamics.

Fifth system of musical notation, consisting of two staves. It includes the marking *Nat.* (Natural), indicating a change in articulation or phrasing. The music continues with a mix of rhythmic patterns.

Sixth system of musical notation, consisting of two staves. This system concludes the piece with a final cadence and a few concluding notes in both staves.

Reading Skills

Candidates should practise the six clapping exercises below as part of their preparation to take this grade.

For the exam itself, the candidate should perform all six exercises in the order below at the indicated tempi. The candidate part should be clapped and the lower part should be provided using either the MTB Reading Skills recording for this grade, which can be downloaded [here](#), or a metronome (not clapped).

♩ = 244
candidate

1

metronome

♩ = 80

2

♩ = 104

3

♩ = 200

4

Musical score for guitar, 4 strings, 7/8 time signature. The score consists of two systems of two staves each. The first system has a rest in the first measure, followed by rhythmic patterns in the second and third measures. The second system continues the patterns, ending with a double bar line.

♩ = 90

5

Musical score for guitar, 5 strings, 4/4 time signature. The score consists of two systems of two staves each. The first system features triplets and quintuplets in the upper staff. The second system continues with similar patterns, ending with a double bar line.

♩ = 62

6

Musical score for guitar, 6 strings, 9/4 time signature. The score consists of two systems of two staves each. The first system has a rest in the first measure, followed by dotted rhythms. The second system continues with dotted rhythms, ending with a double bar line.

The candidate should practise all the exercises on this sheet with the accompanying Listening Skills recording as part of their preparation for the exam. The exam can be conducted either with the candidate responding to the recording or the teacher can deliver them using this sheet.

Only the teacher should have this sheet in front of them during the exam.

For each test, select *either* the treble *or* the bass clef exercises as appropriate to the range of the candidate's voice.


Test 1 - Singing notes from a chord.

I will play a 4 note chord and you will sing back **all** of the notes, starting with the highest.

We shall do this for 4 chords.

Treble Clef

1. 2. 3. 4.



Bass Clef

1. 2. 3. 4.

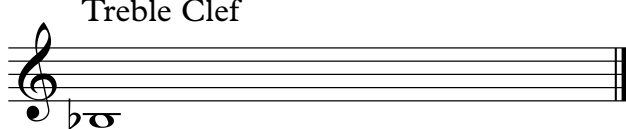


Test 2 - Scales


I shall ask you to sing a whole tone scale up and down after giving you the starting note.

Then, I shall ask you to sing a melodic minor scale up and down after giving you the same starting note again.

Treble Clef



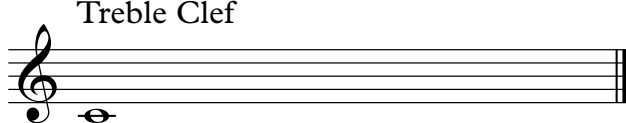
Bass Clef



Test 3 - Triads

I shall give you the starting note, and then you shall sing the major, minor, diminished and augmented triads in root position all starting on that same note. The starting note will be given before you sing each of the 4 triads.

Treble Clef



Bass Clef

