

Section One: Recital (60 marks)

Select three pieces from the following list (20 marks each)

As an alternative to the pieces below, candidates may perform up to 3 free choice pieces.
For guidance on selecting and approving free choice pieces please [click here](#)

Composer/Artist	Title	Book/Cat. Ref	Publisher/ Buy Here
Anonymous	As I Went to Walsingham (with repeats)	N/A	bergmann-edition.com
J. S. Bach	Prelude in D minor, BWV 999	N/A	wernerguitareditions.com
J. S. Bach	Minuet 1, BWV 1006a	N/A	bergmann-edition.com
Sor	Six Bagatelles Op.43 no.2	N/A	virtualsheetmusic.com
Tarrega	Maria (Gavota)	N/A	wernerguitareditions.com
Llobet	El Noy de la Mare (Trad. Catalan Song)	N/A	wernerguitareditions.com
Vaughan	Love Song	N/A	bergmann-edition.com
Lindsey-Clark	May Dance youtube.com	N/A	productionsdoz.com
Matos Rodriguez/Madsen	La Cumparsita	N/A	sorenmadsen.com
The Bee Gees/Madsen	How Deep Is Your Love	N/A	sorenmadsen.com
Mercury/Madsen	Crazy Little Thing Called Love	N/A	sorenmadsen.com
Maggio	Bis	N/A	productionsdoz.com

Tomplay pieces often include accompaniments and can be purchased individually using the link next to each piece or via a discounted subscription for MTB teachers/learners. To learn more about Tomplay and

MTB Grade 7 Classical Guitar

Composer/Artist	Title	Book/Cat. Ref	Publisher
Dowland	The Right Honourable Lady Clifton's Spirit	The Guitarists Progress book 4 ed. Burden	Garden Music
Milan	Fantasia del Quarto Tono	Hispanae Citharae Ars Viva ed. Pujol	ed. Pujol
De Visee	Gigue (with repeats)	Suite in D minor	Universal
J. S. Bach	Allemande (Suite in E minor, BWV 996)	N/A	Any reliable edition
Vivaldi	Concerto for Guitar in D, RV.93 ed. Fernandez	First movement Allegro	Ricordi/UMP
Carcassi	Op.60 no.18	Twenty-Five Melodic and progressive Studies Op.60	Any reliable edition
Sor	Op.31 no.20	N/A	Complete studies or Any reliable edition
Martin	Air	Quatre Pieces Brevis	Universal
Rodney-Bennet	5 Impromptus No.1 and No.3	N/A	Universal
Tansman	Sarabande No. 2 or Barcarole No.4	Cavatina	Schott GA 165/MDS
Villa Lobos	Prelude No.4	N/A	Eschig
Lauro	Vals Venezolano No. 2 in E minor	N/A	Broekmans & Van Poppel or Any reliable edition
Walton	Lento No.2	Five Bagatelles for Guitar	OUP
Storry	The Grand Ball	A Guitarists Miscellany Book 2	Recital Music/Spartan Press

Section Two: Technical (25 marks)

Technical

Technical Exercises:

Perform all the technical exercises required for this grade

[Page 4](#)

PLUS

Scales from Memory:

Perform the scales from memory required for this grade from the sheet

[Page 5](#)

Section Three: Musicianship (15 marks)

Prepare either option 1 or 2 below

Musicianship Option 1

Reading Skills:

Perform the rhythm exercises for this grade

[Page 8](#)

PLUS

Listening Skills:

Sing the prepared aural tests for this grade

[Page 10](#)

Musicianship Option 2

Reading Skills:

Perform the rhythm exercises for this grade

[Page 8](#)

PLUS

Duet:

Perform the duet for this grade

[Page 7](#)

Technical Exercises''

Exercise 1 - Full barre - Left hand staccato technique and legato -

For the staccato bars, release the pressure after playing each note but keep finger 1 in contact with the strings to execute the staccato.

♩ = 72

17 CVII CVI CV CIV CIII

Allow the notes to accumulate

22 CII CI CIII CIII

Strum

26 CVII CVIII CV CV CIII CI CVII

Exercise 2 - Selected from Giuliani's 120 right hand studies.

♩ = 60

30 *m i* *m i* *m i* *m i*

32 *m i* *m i m i* *i i* *i i*

34 *i i* *a m i* *i i* *a m i*

Scales & Arpeggios from Memory

For the examination, the candidate should be asked to perform all the following scales and arpeggios from memory. Scales right hand tirando or apoyando - arpeggios tirando. Use any logical left hand fingers. All tempi given are minimum speeds.

$\text{♩} = 120$

AbMajor (3 Octaves) Right hand im

Two staves of musical notation for the Ab Major scale (3 Octaves) Right hand im. The first staff shows the ascending scale, and the second staff shows the descending scale. The key signature has three flats (Ab, Bb, Cb).

AbMinor Harmonic (3 Octaves) Right hand ma

Two staves of musical notation for the Ab Minor Harmonic scale (3 Octaves) Right hand ma. The first staff shows the ascending scale, and the second staff shows the descending scale. The key signature has four flats (Ab, Bb, Cb, Db).

Chromatic on F#(3 Octaves) Right hand im

Three staves of musical notation for the Chromatic scale on F# (3 Octaves) Right hand im. The first staff shows the ascending scale, the second staff shows the descending scale, and the third staff shows the final octave. The key signature has one sharp (F#).

A Major in 3rds (2 Octaves)

Two staves of musical notation for the A Major scale in 3rds (2 Octaves). The first staff shows the ascending scale, and the second staff shows the descending scale. The key signature has three sharps (F#, C#, G#).

A Major in 6ths (2 Octaves)

Two staves of musical notation for A Major in 6ths (2 Octaves). The first staff shows the ascending sequence of sixths, and the second staff shows the descending sequence, ending with a whole note on the open A string.

A Major in Octaves (2 Octaves)

Two staves of musical notation for A Major in Octaves (2 Octaves). The first staff shows the ascending sequence of octaves, and the second staff shows the descending sequence, ending with a whole note on the open A string.

D \flat Major Arpeggio - Beginning on String 5 (2 Octaves)

Two staves of musical notation for D \flat Major Arpeggio - Beginning on String 5 (2 Octaves). The first staff shows the ascending sequence, and the second staff shows the descending sequence, ending with a whole note on the open D string.

A \flat Major Arpeggio (3 Octaves)

Two staves of musical notation for A \flat Major Arpeggio (3 Octaves). The first staff shows the ascending sequence, and the second staff shows the descending sequence, ending with a whole note on the open A string.

F \sharp Minor Arpeggio (3 Octaves)

Two staves of musical notation for F \sharp Minor Arpeggio (3 Octaves). The first staff shows the ascending sequence, and the second staff shows the descending sequence, ending with a whole note on the open F string.

Dominant 7th in the key of F \sharp (2 Octaves)

Two staves of musical notation for Dominant 7th in the key of F \sharp (2 Octaves). The first staff shows the ascending sequence, and the second staff shows the descending sequence, ending with a whole note on the open F string.

Dominant 7th in the key of C (3 Octaves)

Two staves of musical notation for Dominant 7th in the key of C (3 Octaves). The first staff shows the ascending sequence, and the second staff shows the descending sequence, ending with a whole note on the open C string.

Diminished 7th on F \sharp (3 Octaves)

Two staves of musical notation for Diminished 7th on F \sharp (3 Octaves). The first staff shows the ascending sequence, and the second staff shows the descending sequence, ending with a whole note on the open F string.

1 (Candidate)

2

Duet''

[Click here to find exam speed duet recordings](#)

[Click here to find practise speed duet recordings](#)

Vivace

Grade 7 - Reel Deal!

Tgcf lpi 'Unknu

Candidates should practise the six clapping exercises below as part of their preparation to take this grade.

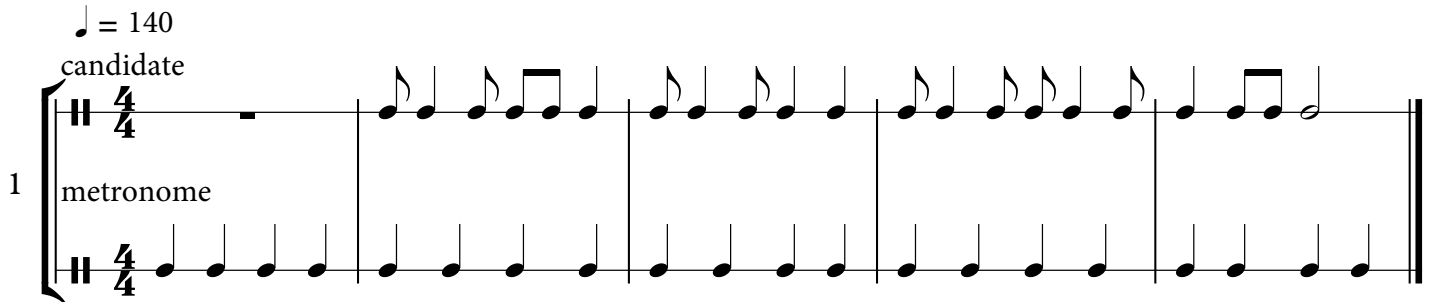
For the exam itself, the candidate should perform all six exercises in the order below at the indicated tempi. The candidate part should be clapped and the lower part should be provided using either the MTB Reading Skills recording for this grade, which can be downloaded [here](#), or a metronome (not clapped).

♩ = 140

1

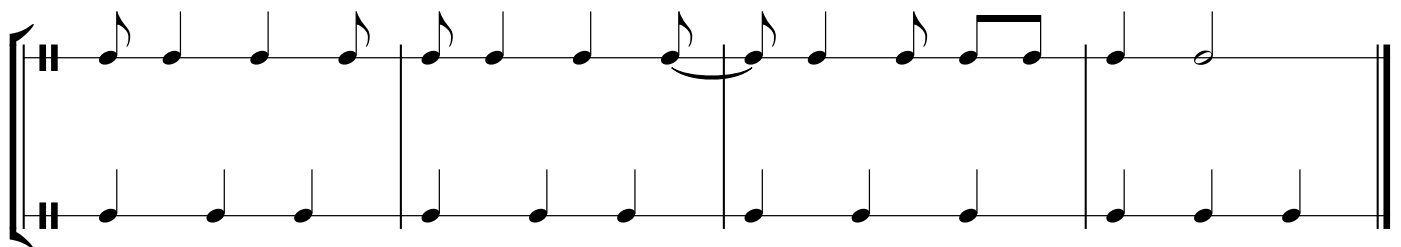
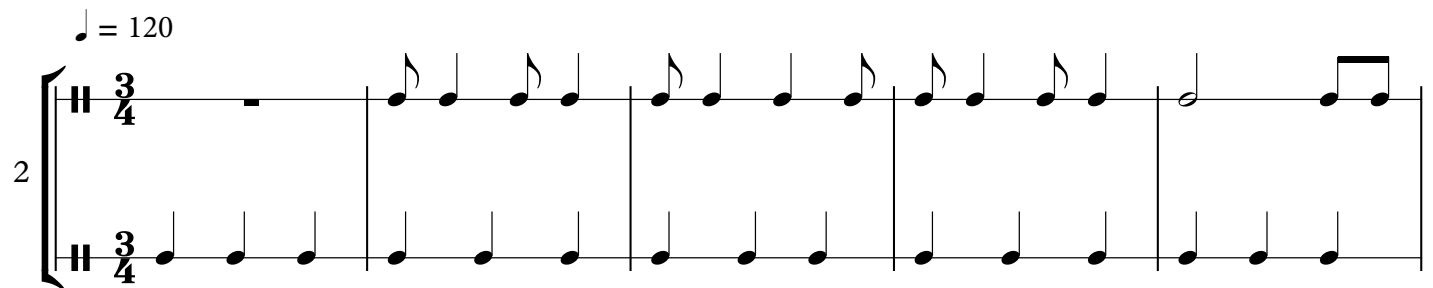
candidate

metronome



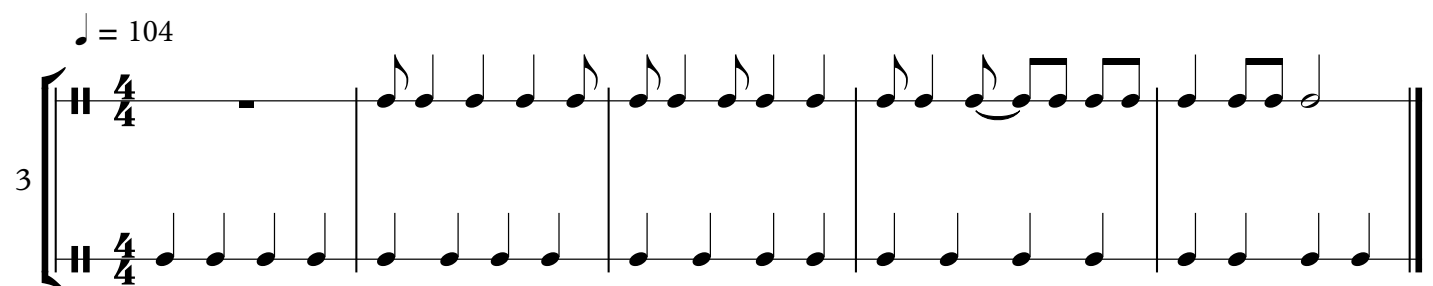
♩ = 120

2



♩ = 104

3



♩ = 90

4

♩ = 106

5

♩ = 86

6

Listening Unkmu

The candidate should practise all the exercises on this sheet with the accompanying Listening Skills recording as part of their preparation for the exam. The exam can be conducted either with the candidate responding to the recording or the teacher can deliver them using this sheet.



Only the teacher should have this sheet in front of them during the exam.

For each test, select *either* the treble *or* the bass clef exercises as appropriate to the range of the candidate's voice.

Test 1 - Scales.

I shall ask you to sing an ascending major scale, after I give you the starting note.


And then I shall ask you to sing an ascending harmonic minor scale, after I give you the same starting note again.



Test 2 - Singing back notes

I shall play a 3 note chord and then you will sing back the highest, middle, then lowest notes.

We shall do this for 4 chords.



Test 3 - Dominant & Diminished 7ths

I shall ask you to sing the first 4 notes of an ascending dominant 7th arpeggio in root position after giving you the starting note.

I shall then ask you to sing the first 4 notes of an ascending diminished 7th arpeggio after giving you the same starting note again.

