

## Section One: Recital (60 marks)

Select **three** pieces from the following list (20 marks each)

As an alternative to the pieces below, candidates may perform up to 3 free choice pieces.  
For guidance on selecting and approving free choice pieces please [click here](#)

Composer/Artist	Title	Book/Cat. Ref	Publisher/ Buy Here
Cutting	Greensleeves	Tomplay	<a href="http://tomplay.com">tomplay.com</a>
Giuliani	Op.1 Study no.10	Tomplay	<a href="http://tomplay.com">tomplay.com</a>
Coste	Leçon No.24 in D minor	Tomplay	<a href="http://tomplay.com">tomplay.com</a>
Zimmer	Pirates of the Caribbean – Davy Jones	Tomplay	<a href="http://tomplay.com">tomplay.com</a>
J. S. Bach	Bourrée, BWV 996	N/A	<a href="http://wernerguitareditions.com">wernerguitareditions.com</a>
Tarrega	Adelita (with repeats)	N/A	<a href="http://wernerguitareditions.com">wernerguitareditions.com</a>
Barrios	Mabelita (with repeats) <a href="https://www.youtube.com">youtube.com</a>	N/A	<a href="http://shop.per-olovkindgren.com">shop.per-olovkindgren.com</a>
Houghton	Dawn at Ynys Goch <a href="https://www.youtube.com">youtube.com</a>	N/A	<a href="http://productionsdoz.com">productionsdoz.com</a>
Ryan	Tango Saudade	N/A	<a href="http://garyryan.co.uk">garyryan.co.uk</a>
John/Madsen	Candle in the Wind	N/A	<a href="http://sorenmadsen.com">sorenmadsen.com</a>
Kansas/Madsen	Dust in the Wind	N/A	<a href="http://sorenmadsen.com">sorenmadsen.com</a>
Lemay	Groove de fin de Soirée	N/A	<a href="http://productionsdoz.com">productionsdoz.com</a>

Tomplay pieces often include accompaniments and can be purchased individually using the link next to each piece or via a discounted subscription for MTB teachers/learners. To learn more about Tomplay and

# MTB Grade 6 Guitar

Composer/Artist	Title	Book/Cat. Ref	Publisher/ Buy Here
De Visee	Allemande from Suite in D minor	N/A	Universal
Dowland	The Most Sacred Queen Elizabeth her Galliard	No.6 from Dowland Anthology of Selected Pieces trans. Burley	Schott
Vivaldi	Concerto for Guitar in D, RV.93 ed. Fernandez	Second Movement Largo	Ricordi/UMP
J. S. Bach	Gavotte from Lute Suite, BMV 995	N/A	Any reliable edition
Carcassi	Op.60 no.23 in A	Five Melodic and progressive Studies Op.60	Any reliable edition
Giuliani	Op.48 no.13	Required Studies for Classical Guitar	Wise or another reliable edition
Sor	Op.35 no.16	N/A	Complete Studies
Lauro	El Marabino	Antonio Lauro: Works for Guitar Vol 2	Caroni Music C2002
Brouwer	No.1	Estudios Sencillos Vol 3	Ecshig/UMP
Lindsey-Clark	Cycles in the Avenue	No.3 from Five Pictures of Sark	Montague Music 117
Garcia	Les Ajoncs d'or	25 Etudes Esquisses	Mel Bay
Williams/Burden	Schindlers List	Travelling in Style Series 2: Trek 4	Garden Music
Piazzolla/Ryan	Los Suenos	Play Piazzolla	Boosey and Hawkes 9790060119712
Storry	Chillin' Out	A Guitarists Miscellany book 2	Recital Music/Spartan Press

## Section Two: Technical (25 marks)

### Technical

#### Technical Exercises:

Perform all the technical exercises required for this grade

[Page 4](#)

**PLUS**

#### Scales from Memory:

Perform the scales from memory required for this grade from the sheet

[Page 5](#)

## Section Three: Musicianship (15 marks)

Prepare either option 1 or 2 below

### Musicianship Option 1

#### Reading Skills:

Perform the rhythm exercises for this grade

[Page 9](#)

**PLUS**

#### Listening Skills:

Sing the prepared aural tests for this grade

[Page 11](#)

### Musicianship Option 2

#### Reading Skills:

Perform the rhythm exercises for this grade

[Page 9](#)

**PLUS**

#### Duet:

Perform the duet for this grade

[Page 7](#)

# Technical Exercises

## Grade 6

### Exercise 1 - Lateral extensions -

Sustain the long held notes over/under the moving voice.

$\text{♩} = 60$

1 3 2 4 3 2 1 4 3 1 3 2 0 4 3 2 1

4 4 3 1 3 2 0 1 3 2 1 4 3 2 1 3 2 1

7 1 0 4 2 4 2 1 1 2 1 0 3 2 1 2 1 2 1 1 0

### Exercise 2 - Selected from Giuliani's 120 right hand studies.

$\text{♩} = 68$

10 *a m a m a m a m a m a m*

*p p i p p p i p p p i p p p i p p p i p*

13 *a m a m a m a m a m a m*

*p p i p p p i p p p i p p p i p p*

# Scales & Arpeggios from Memory

For the examination, the candidate should be asked to perform all the following scales and arpeggios from memory. Scales right hand tirando or apoyando - arpeggios tirando. Use any logical left hand fingers. All tempi given are minimum speeds.

$\text{♩} = 96$

G Major (3 Octaves) Right hand im

Two staves of musical notation for the G Major scale (3 octaves) right hand im. The first staff shows the ascending scale from G4 to G6. The second staff shows the descending scale from G6 to G4, ending with a final G4.

E Minor Harmonic (3 Octaves) Right hand ma

Two staves of musical notation for the E Minor Harmonic scale (3 octaves) right hand ma. The first staff shows the ascending scale from E4 to E6. The second staff shows the descending scale from E6 to E4, ending with a final E4.

E Minor Melodic (3 Octaves) Right hand ia

Two staves of musical notation for the E Minor Melodic scale (3 octaves) right hand ia. The first staff shows the ascending scale from E4 to E6. The second staff shows the descending scale from E6 to E4, ending with a final E4.

Chromatic on E (3 Octaves) Right hand im

Three staves of musical notation for the Chromatic on E scale (3 octaves) right hand im. The first staff shows the ascending chromatic scale from E4 to E6. The second staff shows the descending chromatic scale from E6 to E4. The third staff shows the final E4.

C Major in 3rds (2 Octaves)

Two staves of music showing the C Major scale in thirds, spanning two octaves. The first staff starts on middle C (C4) and the second staff ends on the C below (C3).

C Major in 6ths (2 Octaves)

Two staves of music showing the C Major scale in sixths, spanning two octaves. The first staff starts on middle C (C4) and the second staff ends on the C below (C3).

D Major Arpeggio (2 Octaves)

Two staves of music showing the D Major arpeggio in two octaves. The first staff shows the lower octave and the second staff shows the upper octave.

B Minor Arpeggio (2 Octaves)

Two staves of music showing the B Minor arpeggio in two octaves. The first staff shows the lower octave and the second staff shows the upper octave.

E Major Arpeggio (3 Octaves)

Two staves of music showing the E Major arpeggio in three octaves. The first staff shows the lower octave and the second staff shows the upper octave.

E Minor Arpeggio (3 Octaves)

Two staves of music showing the E Minor arpeggio in three octaves. The first staff shows the lower octave and the second staff shows the upper octave.

Dominant 7th in the Key of F (2 Octaves)

Two staves of music showing the dominant 7th chord in the key of F in two octaves. The first staff shows the lower octave and the second staff shows the upper octave.

Dominant 7th in the Key of Bb (3 Octaves)

Two staves of music showing the dominant 7th chord in the key of Bb in three octaves. The first staff shows the lower octave and the second staff shows the upper octave.

Diminished 7th on F# (3 Octaves)

Two staves of music showing the diminished 7th chord on F# in three octaves. The first staff shows the lower octave and the second staff shows the upper octave.

1 (Candidate)

# Duet

[Click here to find exam speed duet recordings](#)

[Click here to find practise speed duet recordings](#)

2

Jazz Waltz

Grade 6 - Getting Around

The musical score is written for two voices on a grand staff. It begins with a treble clef and a key signature of one flat. The time signature is 3/4. The first system includes a forte (f) dynamic marking. The piece is composed of seven systems of two staves each, featuring a variety of rhythmic patterns and melodic lines typical of a jazz waltz.

First system of musical notation, consisting of two staves. The top staff is in treble clef and the bottom staff is in bass clef. The key signature has one sharp (F#) and one flat (Bb). The music features a mix of eighth and sixteenth notes with rests.

Second system of musical notation, consisting of two staves. The top staff is in treble clef and the bottom staff is in bass clef. The key signature has one sharp (F#) and one flat (Bb). The music continues with eighth and sixteenth notes.

Third system of musical notation, consisting of two staves. The top staff is in treble clef and the bottom staff is in bass clef. The key signature has one sharp (F#) and one flat (Bb). The music continues with eighth and sixteenth notes.

Fourth system of musical notation, consisting of two staves. The top staff is in treble clef and the bottom staff is in bass clef. The key signature has one sharp (F#) and one flat (Bb). The music concludes with a double bar line. There are accents (>) under some notes in the final measures.



# Reading Skills

Candidates should practise the six clapping exercises below as part of their preparation to take this grade.

For the exam itself, the candidate should perform all six exercises in the order below at the indicated tempi. The candidate part should be clapped and the lower part should be provided using either the MTB Reading Skills recording for this grade, which can be downloaded [here](#), or a metronome (not clapped).

♩ = 120 Swung quavers (♩=♩ ♩)

1

candidate

metronome

4/4

♩ = 100 Swung quavers (♩=♩ ♩)

2

3/4

4/4

♩ = 88 Swung quavers (♩=♩ ♩)

3

4/4

♩ = 128 Swung quavers (♩♩=♩♩)

4

Musical notation for exercise 4, measures 1-4. Treble clef, 3/4 time. Measure 1: rest. Measure 2: quarter, quarter, quarter. Measure 3: quarter, quarter, quarter. Measure 4: quarter, quarter, quarter. Bass clef, 3/4 time. Measure 1: quarter, quarter, quarter. Measure 2: quarter, quarter, quarter. Measure 3: quarter, quarter, quarter. Measure 4: quarter, quarter, quarter.

Musical notation for exercise 4, measures 5-8. Treble clef, 3/4 time. Measure 5: quarter, quarter, quarter. Measure 6: quarter, quarter, quarter. Measure 7: quarter, quarter, quarter. Measure 8: quarter, quarter, quarter. Bass clef, 3/4 time. Measure 5: quarter, quarter, quarter. Measure 6: quarter, quarter, quarter. Measure 7: quarter, quarter, quarter. Measure 8: quarter, quarter, quarter.

♩ = 90 Swung quavers (♩♩=♩♩)

5

Musical notation for exercise 5, measures 1-8. Treble clef, 2/4 time. Measure 1: rest. Measure 2: quarter, quarter. Measure 3: quarter, quarter. Measure 4: quarter, quarter. Measure 5: quarter, quarter. Measure 6: quarter, quarter. Measure 7: quarter, quarter. Measure 8: quarter, quarter. Bass clef, 2/4 time. Measure 1: quarter, quarter. Measure 2: quarter, quarter. Measure 3: quarter, quarter. Measure 4: quarter, quarter. Measure 5: quarter, quarter. Measure 6: quarter, quarter. Measure 7: quarter, quarter. Measure 8: quarter, quarter.

♩ = 118 Swung quavers (♩♩=♩♩)

6

Musical notation for exercise 6, measures 1-3. Treble clef, 4/4 time. Measure 1: rest. Measure 2: quarter, quarter, quarter, quarter. Measure 3: quarter, quarter, quarter, quarter. Bass clef, 4/4 time. Measure 1: quarter, quarter, quarter, quarter. Measure 2: quarter, quarter, quarter, quarter. Measure 3: quarter, quarter, quarter, quarter.

Musical notation for exercise 6, measures 4-5. Treble clef, 4/4 time. Measure 4: quarter, quarter, quarter, quarter. Measure 5: quarter, quarter, quarter, quarter. Bass clef, 4/4 time. Measure 4: quarter, quarter, quarter, quarter. Measure 5: quarter, quarter, quarter, quarter.

# Listening Skills


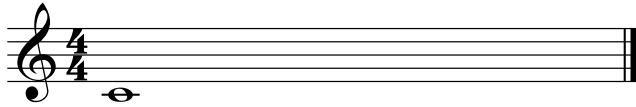
The candidate should practise all the exercises on this sheet with the accompanying Listening Skills recording as part of their preparation for the exam. The exam can be conducted either with the candidate responding to the recording or the teacher can deliver them using this sheet.

Only the teacher should have this sheet in front of them during the exam.

For each test, select *either* the treble *or* the bass clef exercises as appropriate to the range of the candidate's voice.

## Test 1 - Triads.

I shall ask you to sing an ascending major triad in root position, after I give you the starting note. Then, I shall ask you to sing an ascending minor triad, after I give you the starting note again.




## Test 2 - Intervals.

I will play a note and ask you to sing a specific interval above. We shall do this for 3 different intervals.


### Treble Clef

1. Major 3rd 2. Minor 7th 3. Minor 3rd



### Bass Clef

1. Major 3rd 2. Minor 7th 3. Minor 3rd



## Test 3 - Singing upper and lower notes.

I shall play a 2 note interval and then you will sing the higher and lower note. We shall do this 4 times.

### Treble Clef

1. 2. 3. 4.



### Bass Clef

1. 2. 3. 4.

