

## Section One: Recital (60 marks)

Select **three** pieces from the following list (20 marks each)

As an alternative to the pieces below, candidates may perform up to 3 free choice pieces.  
For guidance on selecting and approving free choice pieces please [click here](#)

Composer/Artist	Title	Book/Cat. Ref	Publisher/ Buy Here
Lindsey-Clark	Sonata Scarlatta	Tomplay	<a href="https://tomplay.com">tomplay.com</a>
Trad.	Venezuelan Waltz	Tomplay	<a href="https://tomplay.com">tomplay.com</a>
Horner	My Heart Will Go On (Titanic)	Tomplay	<a href="https://tomplay.com">tomplay.com</a>
Rota	The Godfather	Tomplay	<a href="https://tomplay.com">tomplay.com</a>
Lindsey-Clark	Rio by Night	Tomplay	<a href="https://tomplay.com">tomplay.com</a>
Anonymous	Wilsons Wilde	N/A	<a href="https://bergmann-edition.com">bergmann-edition.com</a>
J. S. Bach	March in D - <a href="https://www.youtube.com">youtube.com</a>	N/A	<a href="https://bergmann-edition.com">bergmann-edition.com</a>
Sor	Etude Op.6 no.2 - <a href="https://www.youtube.com">youtube.com</a>	N/A	<a href="https://bergmann-edition.com">bergmann-edition.com</a>
Carcassi	Progressive and Melodic Studies Op.60 no.7 - <a href="https://www.youtube.com">youtube.com</a>	N/A	<a href="https://bergmann-edition.com">bergmann-edition.com</a>
Red Hot Chilli Peppers/ Madsen	Californication	N/A	<a href="https://sorenmadsen.com">sorenmadsen.com</a>
The Rolling Stones/ Madsen	Angie	N/A	<a href="https://sorenmadsen.com">sorenmadsen.com</a>
Jerry Lordan/Madsen	Apache	N/A	<a href="https://sorenmadsen.com">sorenmadsen.com</a>

Tomplay pieces often include accompaniments and can be purchased individually using the link next to each piece or via a discounted subscription for MTB teachers/learners. To learn more about Tomplay and

# MTB Grade 5 Guitar

Composer/Artist	Title	Book/Cat. Ref	Publisher/ Buy Here
De Visee	Passacaille in E minor No.26	The Baroque Book	Chanterelle
J.S. Bach	Sarabande No.24	The Baroque Book	Chanterelle
Telemann	Gigue No.25	The Baroque Book	Chanterelle
Carcassi	Op.60 no.2	Twenty Five Melodic and Progressive Studies Op.60	Any reliable edition
Sor	Op.31 no.4	Sor Complete Studies	Chanterelle 491/MDS
Ferrer	Ejercicio	No.1 from Charme de la Nuit	Faber
Traditional	Romanza	Noad - Solo Guitar Playing	Omnibus or another reliable edition
Tarrega	Lagrima	Noad - Solo Guitar Playing	Omnibus or another reliable edition
Piazzola	Sensual	Play Piazzolla	Boosey and Hawkes 9790060119712
Lindsey Clark	Havre Gosselin	Five Pictures of Sark	Montague Music 117
Sting	Fields of Gold	Pop Hits for Classical Guitar	Hal Leonard
Nuttall	The Enchanted Forest	N/A	Holley Music
Story	I Remember	A Guitarists Miscellany Book 2	Recital Music/Spartan Press

## Section Two: Technical (25 marks)

### Technical

#### Technical Exercises:

Perform all the technical exercises required for this grade

[Page 4](#)

**PLUS**

#### Scales from Memory:

Perform the scales from memory required for this grade from the sheet

[Page 5](#)

## Section Three: Musicianship (15 marks)

Prepare either option 1 or 2 below

### Musicianship Option 1

#### Reading Skills:

Perform the rhythm exercises for this grade

[Page 7](#)

**PLUS**

#### Listening Skills:

Sing the prepared aural tests for this grade

[Page 9](#)

### Musicianship Option 2

#### Reading Skills:

Perform the rhythm exercises for this grade

[Page 7](#)

**PLUS**

#### Duet:

Perform the duet for this grade

[Page 6](#)

# Technical Exercises

## Grade 5

Exercise 1 - Aim for a clear sound on all three notes of the half barre chords.

38 CV 3 CVII CV 3 CV 3 CVII 3  
*m i dolce*  
*p*

41 CV 3 CI 3 CIII 3  
*poco ponti.*

44 CI 3 CIII 3 Harm.12  
*dolce*

Detailed description: This block contains the musical notation for Exercise 1, measures 38 through 44. The music is written in treble clef with a 2/4 time signature. Measures 38-40 feature half barre chords (CV and CVII) with triplets of eighth notes. Measure 41 features half barre chords (CV, CI, and CIII) with triplets of eighth notes. Measure 42 features a half barre chord (CIII) with a triplet of eighth notes. Measure 43 features a half barre chord (CI) with a triplet of eighth notes. Measure 44 features a half barre chord (CIII) with a triplet of eighth notes, followed by a natural harmonic (Harm.12) on the 12th fret. Dynamics include *m i dolce* and *p* in measure 38, *poco ponti.* in measure 41, and *dolce* in measure 44. Fingering numbers (1, 2, 3, 4) are provided for the triplet notes.

Exercise 2 - Selected from Giuliani's 120 right hand studies.

47 *i i m a i i m a*  
*p p p p*

50

53

Detailed description: This block contains the musical notation for Exercise 2, measures 47 through 53. The music is written in treble clef with a 6/8 time signature. Measures 47-48 feature a sequence of eighth notes with fingerings *i i m a i i m a* and dynamics *p p p p*. Measures 49-52 feature a sequence of eighth notes with a natural harmonic on the 12th fret. Measure 53 features a sequence of eighth notes. The exercise concludes with a double bar line.

# Scales & Arpeggios from Memory

For the examination, the candidate should be asked to perform all the following scales and arpeggios from memory. Scales right hand tirando or apoyando - arpeggios tirando. Use any logical left hand fingers. All tempi given are minimum speeds.

$\text{♩} = 80$

B $\flat$  Major (2 Octaves) Right hand im



B Minor Harmonic (2 Octaves) Right hand ma




A Major Paired notes in 6ths




D Major Arpeggio (2 Octaves)



G Minor Arpeggio (2 Octaves)



Dominant 7th in the key of C (2 Octaves)



Diminished 7th on D (2 Octaves)



1 (Candidate)

# Duet

[Click here to find exam speed duet recordings](#)

[Click here to find practise speed duet recordings](#)

2

## Grade 5 - On Parade!

Quick March!

The first system of musical notation for 'On Parade!' consists of two staves. Both staves begin with a treble clef, a key signature of three sharps (F#, C#, G#), and a 2/4 time signature. The music starts with a forte dynamic marking (*f*) and a series of eighth and sixteenth notes, including rests and slurs. The notation includes various articulation marks such as accents and slurs.

The second system of musical notation continues the piece. It features a mix of eighth and sixteenth notes, with some measures containing rests. The notation includes slurs and accents, maintaining the rhythmic and melodic flow of the piece.

The third system of musical notation continues the piece. It features a mix of eighth and sixteenth notes, with some measures containing rests. The notation includes slurs and accents, maintaining the rhythmic and melodic flow of the piece.

The fourth system of musical notation continues the piece. It features a mix of eighth and sixteenth notes, with some measures containing rests. The notation includes slurs and accents, maintaining the rhythmic and melodic flow of the piece.

The fifth system of musical notation concludes the piece. It features a mix of eighth and sixteenth notes, with some measures containing rests. The notation includes slurs and accents, maintaining the rhythmic and melodic flow of the piece.

# Reading Skills

Candidates should practise the six clapping exercises below as part of their preparation to take this grade.

For the exam itself, the candidate should perform all six exercises in the order below at the indicated tempi. The candidate part should be clapped and the lower part should be provided using either the MTB Reading Skills recording for this grade, which can be downloaded [here](#), or a metronome (not clapped).

♩ = 90

1

candidate

metronome

♩ = 76

2

♩ = 84

3

♩ = 66

4

Musical score for exercise 4, measures 1-4. Treble clef, 3/4 time signature. The right hand plays a melodic line with eighth and quarter notes, while the left hand plays a simple bass line of quarter notes.

Musical score for exercise 4, measures 5-8. Treble clef, 3/4 time signature. The right hand continues the melodic line with eighth and quarter notes, and the left hand continues the bass line.

♩ = 70

5

Musical score for exercise 5, measures 1-8. Treble clef, 2/4 time signature. The right hand plays a melodic line with eighth and quarter notes, while the left hand plays a simple bass line of quarter notes.

♩ = 60

6

Musical score for exercise 6, measures 1-4. Treble clef, 4/4 time signature. The right hand plays a melodic line with eighth notes and quarter notes, while the left hand plays a simple bass line of quarter notes.

Musical score for exercise 6, measures 5-8. Treble clef, 4/4 time signature. The right hand continues the melodic line with eighth notes and quarter notes, and the left hand continues the bass line.



# Listening Skills

The candidate should practise all the exercises on this sheet with the accompanying Listening Skills recording as part of their preparation for the exam. The exam can be conducted either with the candidate responding to the recording or the teacher can deliver them using this sheet.

Only the teacher should have this sheet in front of them during the exam.

For each test, select *either* the treble *or* the bass clef exercises as appropriate to the range of the candidate's voice.

Test 1 - Singing back notes.

I shall play a 3 note chord, and then you will sing back the highest, middle, then lowest notes.

We shall do this for 4 different chords.


Treble Clef

1. 2. 3. 4.



Bass Clef

1. 2. 3. 4.



Test 2 - Intervals.

I will play a note and ask you to sing a specific interval above. We shall do this for 3 different intervals.


Treble Clef

1. Major 6th 2. Minor 6th 3. Minor 3rd



Bass Clef

1. Major 6th 2. Minor 6th 3. Minor 3rd



Test 3 - Singing back melodic phrases.

I shall play a melodic phrase **twice**, and then you shall sing it back. We shall do this for 3 different melodies.

Before each, I will indicate the pulse.

Treble Clef

1.



Bass Clef

1.

