

MTB Grade 5

Contemporary Drums

Section One: Recital (80 marks)

Select **four** pieces from the following list (20 marks each)

As an alternative to the pieces below, candidates may perform up to 4 free choice pieces.
For guidance on selecting and approving free choice pieces please [click here](#)

Composer/Artist	Title	Book/Cat. Ref	Publisher/ Buy Here
Trad.	Salsa Groove	Tomplay	tomplay.com
Jamiroquai	Virtual Insanity	Tomplay	tomplay.com
Jobim	Ague de Beber	Tomplay	tomplay.com
Brad Paisley	Letter to Me	Tomplay	tomplay.com
Tool	Schism	Tomplay	tomplay.com
Bruno Mars	24k Magic	cat. ref: 185644	sheetmusicdirect.com
The Knack	My Sharona	cat. ref: 112230	sheetmusicdirect.com
Stevie Wonder	Sir Duke	cat. ref: 175105	sheetmusicdirect.com
Nina Simone	My Baby Just Cares for Me	cat. ref: 113563	sheetmusicdirect.com
Steely Dan	Do It Again (Pages 1 and 2. up to the sitar solo)	cat. ref: 175163	sheetmusicdirect.com
Peter Gabriel	Sledgehammer	cat. ref: 423485	sheetmusicdirect.com
N/A	Sast Country No.24	Graded solos for Drumkit Book 2	Woodsmoor Press
N/A	Funk Two No.26	Graded solos for Drumkit Book 2	Woodsmoor Press

Tomplay pieces often include accompaniments and can be purchased individually using the link next to each piece or via a discounted subscription for MTB teachers/learners. To learn more about Tomplay and the subscription [click here](#).

Section Two: Technical (20 marks)

Prepare either option 1 or 2 below

Technical Option 1

Technical Exercises:

Perform all the technical exercises
required for this grade

[Page 3](#)

Technical Option 2

Technical Exercises:

Perform all the technical exercises
required for this grade

[Page 6](#)

Technical Exercises

Technical Exercise 1

Single and double strokes, flams, drags, five stroke rolls. This exercise is to be played at 75 beats per minute alongside a click or metronome. Left handed drummers may wish to reverse the sticking patterns indicated.

R L R L R L R L R R L L R R L L



LLR R RRL L LLR R RRL L




RRL R LLRR L RRL R LLRR L




R L R L R L R L R L R L



R R L L R R L L R R L L



LR L R RL R L LR L R RL R L



Option 1

LL R R L RRL L R LLR R L RRL L R 2

RRLL R L LLRR L R RRLL R L R LR

Grade 5 Technical Exercise 2

The repeat is to be played in the exam, 8 bars in all. From bar 2, variations and developments are welcome within the style of the groove. For the first time on bar 4, a fill is to be played with a sense of continuity and complementing the character of the piece. For the repeat, bar 8, a fill is to be played given as an ending phrase. The notes notated as a diamond on the ride cymbal are to be played on the bell of the cymbal. Snare notes with lines through them are to be played as rim shots. The small snare notes in brackets are to be played as ghost notes.

$\text{♩} = 100$


Fill, first time continuity,
second time ending.

Technical Exercise 3

This exercise is a study of the movement of rhythmic elements from Drum Kit to other percussion instruments, namely hand percussion or other stylistically appropriate mediums. The previous technical exercise in the grade, Technical Exercise 2, is to be held as an "Rhythmic template" for a developed percussion accompaniment/solo. The following notation serves as an indication of the primary elements in the pattern to be captured. However, this is only a basic indication and the full interpretation/development of the groove is the creative responsibility of the candidate. The repeat is to be played, 8 bars in total.

♩ = 100

Fill first time continuity
Second time ending.




Technical Exercises


Technical Exercise 1

Single and double strokes, flams, drags, five stroke rolls. This exercise is to be played at 75 beats per minute alongside a click or metronome. Left handed drummers may wish to reverse the sticking patterns indicated.


R L R L R L R L R R L L R R L L




LLR R RRL L LLR R RRL L




RRL R LLRR L RRL R LLRR L




R L R L R L R L R L R L



R R L L R R L L R R L L



LR L R RL R L LR L R RL R L



LL R R L RRL L R LLR R L RRL L R 2

RRLL R L LLRR L R RRLL R L R LR

Technical Exercise 2

The repeat is to be played in the exam, 8 bars in all. From bar 2, variations and developments are welcome within the style of the groove. For the first time on bar 4, a fill is to be played with a sense of continuity and complementing the character of the piece. For the repeat, bar 8, a fill is to be played given as an ending phrase. The notes notated as a diamond on the ride cymbal are to be played on the bell of the cymbal. Snare notes with lines through them are to be played as rim shots. The small snare notes in brackets are to be played as ghost notes.

$\text{♩} = 100$

Fill, first time continuity,
second time ending.

Technical Exercise 3

Notes with a line through them are to be played as rim shots. The diamond shaped notes are to be played on the bell of the cymbal. A variety of fills should be presented for the repeats. The solo is an opportunity to showcase a creative approach and this remains the responsibility of the candidate. The elements of fills and solo are to display individual stylistic awareness and expression.

♩ = 110

6

Fill

DRUM SOLO-----