

Section One: Recital (60 marks)

Select three pieces from the following list (20 marks each)

As an alternative to the pieces below, candidates may perform up to 3 free choice pieces.
For guidance on selecting and approving free choice pieces please [click here](#)

Composer/Artist	Title	Book/Cat. Ref	Publisher/ Buy Here
Beethoven	Sonata in D Op.12 no.1: Rondo	MTB Violin Book Grade 7	MTB Bookshop
Händel	Sonata in A Major HWV 361 1 st Movt: Larghetto and 2 nd Movt: Allegro	MTB Violin Book Grade 7	MTB Bookshop
Massenet	Meditation from Thais	MTB Violin Book Grade 7	MTB Bookshop
Mazas	Etude Spéciales No.9	MTB Violin Book Grade 7	MTB Bookshop
Mozart	Rondeau from G Major Concerto 3 rd Movt	MTB Violin Book Grade 7	MTB Bookshop
Barbara Arens	Woogie Boogie	MTB Violin Book Grade 7	MTB Bookshop
Bartok	Romanian Folk Dances, Sz. 56 – No.4 Dance from Bucsum and No.5 Romanian Polka	Tomplay	tomplay.com
Dvořák	Sonatina in G major, Op.100 4 th Movt: Finale 'Allegro'	Tomplay or Simrock	tomplay.com or Simrock
Accolay	Concerto No.1 in A minor	Tomplay or Schirmer	tomplay.com or Schirmer
John Williams	Schindler's List – Theme	Tomplay or MCA/ Music Sales	tomplay.com or MCA/ Music Sales
Franck	Piano and Violin Sonata in A Major 1 st Movt: Allegretto Ben Moderato	Tomplay or I.M.C	tomplay.com or I.M.C
Franck	Piano and Violin Sonata in A Major 3 rd Movt: Ben moderato: Recitativo-Fantasia	Tomplay or I.M.C	tomplay.com or I.M.C
Moxart	Violin Sonata No.21 in E Minor, K.304 1 st Movt: Allegro	Tomplay or Henle or Barenreiter	tomplay.com or Henle or Barenreiter

Tomplay pieces often include accompaniments and can be purchased individually using the link next to each piece or via a discounted subscription for MTB teachers/learners. To learn more about Tomplay and the subscription [click here](#).

MTB Grade 7 Violin

Composer/Artist	Title	Book/Cat. Ref	Publisher/ buy Here
Vivaldi	Concerto in A minor Op.3 no.6: 1st Movt 'Allegro'	Tomplay or Peters	tomplay.com or Peters
Bechet	Petite Fleur	Tomplay	tomplay.com
Bartok	Romanian Folk dance, Sz. 56 No.1 Stick Dance	Tomplay	tomplay.com
Bridge	3 Dances H.4 – No.3 Moto Perpetuo	Tomplay	tomplay.com
Tartini	Sonata Didone Abbandonata in G minor Op.1 no.10 3 rd Movt: Largo	Tomplay	tomplay.com
Tchaikovsky	Souvenir d'un lieu Cher Op.42 3 rd Movt: Mélodie	Tomplay	tomplay.com
Kreisler	Schon Rosmarin	N/A	Schott
Kreisler	Polchinnelle Serenade	N/A	Schott
Smetana	Moderato: No.1 in Aus Der Heimat	N/A	Peters
J. S. Bach	Sonata in G BWV 1021 1 st Movt: Adagio and 2 nd Movt: Vivace	N/A	Barenreiter
Stravinsky	Suite Italienne: No.4, Gavotta con due Variazioni.	N/A	Boosey & Hawkes
Lutoslawski	Recitativo and Arioso	N/A	Chester
Wieniawski	Mazurka in G No.1 Obertass	N/A	Masters Music Publiscations, Inc
Polly Waterfield	Dragon Dance	Gypsy Jazz	Faber Music
Bartok	Romanian Folk Dances 4&5 (trans. Szekely)	N/A	MDS

Section Two: Technical (25 marks)

Prepare either option 1 or 2 below

Technical Option 1

Technical Exercises:

Perform all the technical exercises required for this grade

[Page 9](#)

PLUS

Scales from Memory:

Perform the scales from memory required for this grade from the sheet

[Page 4](#)

Technical Option 2

Technical Exercises:

Perform all the technical exercises required for this grade

[Page 9](#)

PLUS

Alternative to Scales from Memory:

Perform the alternative to scales from memory required for this grade from the sheet

[Page 7](#)

Section Three: Musicianship (15 marks)

Prepare either option 1 or 2 below

Musicianship Option 1

Reading Skills:

Perform the rhythm exercises for this grade

[Page 10](#)

PLUS

Listening Skills:

Sing the prepared aural tests for this grade

[Page 12](#)

Musicianship Option 2

Reading Skills:

Perform the rhythm exercises for this grade

[Page 10](#)

PLUS

Duet:

Perform the duet for this grade

[Page 8](#)

Scales & Arpeggios from Memory

For the examination, the candidate should be asked to perform all the following scales and arpeggios from memory. They should perform each scale and arpeggio with separate bows or slurred as requested by the teacher. The teacher should aim for an even distribution of articulations. All tempi given are minimum speeds.

(See [Violin Bowing Patterns](#))

♩=80

B major scale - 3 octaves

D harmonic minor scale - 3 octaves

B melodic minor scale - 3 octaves

♩=112

B major arpeggio - 3 octaves

D minor arpeggio - 3 octaves

B minor arpeggio - 3 octaves

Violin Grade Seven

♩=92

Chromatic Scale on A - 3 octaves




Bowing: separate and slurred 4 notes to a bow



♩=68

Dominant 7th in B♭ - 2 octaves



Bowing: separate and slurred 4 notes to a bow

Diminished 7th on A - 2 octaves



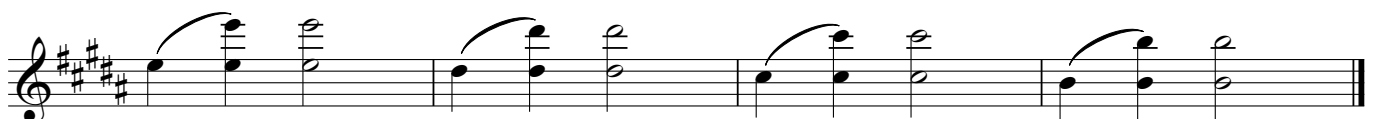

Bowing: separate and slurred 4 notes to a bow

♩=84

Double stopping - G major in 6ths



Double stopping - tetrachord B major in octaves




Scale Bowing Pattern Example

Long tonics. separate & slurred two bows per octave



Arpeggios separate, even and slurred in 3s



Chromatics

Grade 7

Separate and slurred 4 notes to a bow

Dominant 7ths

Grade 7

Separate, even and slurred 4 notes to a bow

Diminished 7ths

Grade 7

Separate and slurred 4 notes to a bow

Alternative to Scales from Memory

The following do not need to be played from memory
For the examination, perform all of the following

♩=80

A major scale - 3 octaves

Musical notation for the A major scale (three octaves) in treble clef, 4/4 time. The tempo is marked as ♩=80. The scale is written in a single line with slurs and breath marks (V) above the notes.

D harmonic minor scale - 3 octaves

Musical notation for the D harmonic minor scale (three octaves) in treble clef, 4/4 time. The tempo is marked as ♩=80. The scale is written in a single line with slurs and breath marks (V) above the notes.

B melodic minor scale - 3 octaves

Musical notation for the B melodic minor scale (three octaves) in treble clef, 4/4 time. The tempo is marked as ♩=80. The scale is written in a single line with slurs and breath marks (V) above the notes.

♩=68

Dominant 7th in Bb - 2 octaves

Musical notation for the dominant 7th chord in Bb (two octaves) in treble clef, 4/4 time. The tempo is marked as ♩=68. The chord is written in a single line with slurs above the notes.

Diminished 7th on A - 3 octaves

Musical notation for the diminished 7th chord on A (three octaves) in treble clef, 4/4 time. The tempo is marked as ♩=84. The chord is written in a single line with slurs above the notes.

♩=84

Double stopping - G major in 6ths

Musical notation for double stopping in G major (sixths) in treble clef, 4/4 time. The tempo is marked as ♩=84. The notes are written in a single line with slurs above the pairs.

Musical notation for double stopping in G major (sixths) in treble clef, 4/4 time. The notes are written in a single line with slurs above the pairs.

Double stopping - tetrachord D major in octaves

Musical notation for double stopping tetrachord in D major (octaves) in treble clef, 4/4 time. The tempo is marked as ♩=60. The notes are written in a single line with slurs above the pairs.

♩=60

A chromatic scale - 3 octaves

Musical notation for the A chromatic scale (three octaves) in treble clef, 4/4 time. The tempo is marked as ♩=60. The scale is written in a single line with slurs and triplets (3) above the notes.

Musical notation for the B major arpeggio (three octaves) in treble clef, 4/4 time. The tempo is marked as ♩=112. The arpeggio is written in a single line with slurs and triplets (3) above the notes.

B major arpeggio - 3 octaves

Musical notation for the D minor arpeggio (three octaves) in treble clef, 4/4 time. The tempo is marked as ♩=112. The arpeggio is written in a single line with slurs and triplets (3) above the notes.

D minor arpeggio - 3 octaves

Duet

Vivace (arco)

Reel Deal!

The musical score for 'Reel Deal!' is written for two violins in G major and 6/8 time. It consists of seven systems of two staves each. The first system includes dynamic markings of *f* (arco) and *ff*. The second system features *mp* and *cresc* markings. The third system includes *f* and *ff* markings. The fourth system includes *mp* and *cresc* markings. The fifth system includes *mp* and *cresc* markings. The sixth system includes *ff* markings. The seventh system concludes the piece with a final cadence.

Technical Exercises

Exercise 1 ♩=60

Exercise 2

♩. = 126 Spiccato

Exercise 3 ♩=90

Tgcf lpi 'Unknu

Candidates should practise the six clapping exercises below as part of their preparation to take this grade.

For the exam itself, the candidate should perform all six exercises in the order below at the indicated tempi. The candidate part should be clapped and the lower part should be provided using either the MTB Reading Skills recording for this grade, which can be downloaded [here](#), or a metronome (not clapped).

1

♩ = 140

candidate

metronome

2

♩ = 120

3

♩ = 104

♩ = 90

4

3 3 3 3

3 3 3 3 3

♩ = 106

5

3 3 3 3 3 3 3

♩ = 86

6

3 3

3 3

MTB Exams - Listening Skills (Aural tests) Grade 7

The candidate should practise all the exercises on this sheet with the accompanying Listening Skills recording as part of their preparation for the exam. The exam can be conducted either with the candidate responding to the recording or the teacher can deliver them using this sheet.



Only the teacher should have this sheet in front of them during the exam.

For each test, select *either* the treble *or* the bass clef exercises as appropriate to the range of the candidate's voice.

Test 1 - Scales.

I shall ask you to sing an ascending major scale, after I give you the starting note.

And then I shall ask you to sing an ascending harmonic minor scale, after I give you the same starting note again.



Test 2 - Singing back notes

I shall play a 3 note chord and then you will sing back the highest, middle, then lowest notes.

We shall do this for 4 chords.



Test 3 - Dominant & Diminished 7ths

I shall ask you to sing the first 4 notes of an ascending dominant 7th arpeggio in root position after giving you the starting note.

I shall then ask you to sing the first 4 notes of an ascending diminished 7th arpeggio after giving you the same starting note again.

