

Section One: Recital (60 marks)

Select **three** pieces from the following list (20 marks each)

Some Tomplay pieces offer versions with an accompaniment. However, for the exam itself, Tomplay pieces should be performed as a solo without the backing accompaniments. As an alternative to the pieces below, candidates may perform up to 3 free choice pieces. For guidance on selecting and approving free choice pieces please [click here](#)

Composer/Artist	Title	Book/Cat. Ref	Publisher/ Buy Here
Ludwig van Beethoven	Sonata in C# minor Op.27 no.2 1 st Movt: Adagio Sostenuto	MTB Piano Book Grade 7	MTB Bookshop
Claude Debussy	Reverie	MTB Piano Book Grade 7	MTB Bookshop
Moritz Moszkowski	Tarantella	MTB Piano Book Grade 7	MTB Bookshop
Domenico Scarlatti	Sonata in C K159	MTB Piano Book Grade 7	MTB Bookshop
Ludwig Schytte	Nocturne	MTB Piano Book Grade 7	MTB Bookshop
Johann Friedrich Burgmuller	Rondo alla Turca	MTB Piano Book Grade 7	MTB Bookshop
Haydn	Sonata No.4 in G major Hob XVI:G1 : Finale : Presto	Tomplay	tomplay.com or Any reliable edition
Beethoven	Sonata in G Op.79 : Finale : Vivace	Tomplay	tomplay.com or Any reliable edition
Chopin	Nocturne in G minor Op.15 no.3	Tomplay	tomplay.com or Any reliable edition
Morricone/ Weston	Chi Mai	Tomplay	tomplay.com
Nina Simone or Donaldson	My Baby Just Cares for Me	SMD Cat Ref: 47723 or Great Piano Solos Black	sheetmusicdirect.com or Wise
Mozart	Rondo Alla Turca K.331	SMD Cat Ref: 21561	sheetmusicdirect.com or Any reliable edition
Flaherty /Keveren	Once upon a December	SMD Cat Ref: 429719	sheetmusicdirect.com
Nyman	Big My Secret	SMD Cat Ref: 23615 or The Piano	sheetmusicdirect.com or Any reliable edition
John Coltrane	My Favourite Things	SMD Cat Ref: 99564	sheetmusicdirect.com

Tomplay pieces often include accompaniments and can be purchased individually using the link next to each piece or via a discounted subscription for MTB teachers/learners. To learn more about Tomplay and the subscription [click here](#).

MTB Grade 7 Piano

Composer/Artist	Title	Book/Cat. Ref	Publisher/ Buy Here
Hamilton	Cry Me a River	Great Piano Solos Purple	Wise
John Barry	Goldfinger	Great Piano Solos Purple	Wise
Beethoven	Sonata in G Op.79 3 rd Movt: Vivace	N/A	Any reliable edition
Kabalevsky	Sonatina in C Op.13 1 st or 3 rd Movt: Presto	N/A	Boosey and Hawkes or any reliable edition
Florence Price	Silk Hat and Walking Cane	Piano Music of Africa and the African Diaspora Vol 2	OUP
Wallace McClain Cheatham	Prelude No. 2 " Poor Mourner's Got A Home"	Piano Music of Africa and the African Diaspora Vol 2	OUP
Khatchaturian	Sonatina in C 1 st Movt: Allegro	N/A	Edition Peters
Leighton	Sonatina no.2 2 nd Movt: Andante Sostenuto	N/A	Legnick
Fibich	Poème Op.41 no.6	The original version found via the link should be used.	www.sheetmusicplus.com
Heller	Epilogue Op.45 no.25	N/A	Any reliable edition
Ligeti	Musica Ricercata No.7	N/A	Schott
Taylor	I Wish I Knew How it Felt to be Free	Great Piano Solos Black	Wise

Section Two: Technical (25 marks)

Technical

Technical Exercises:
Perform all the technical exercises required for
this grade

[Page 4](#)

PLUS

Scales from Memory:
Perform the scales from memory for this grade
from the sheet

[Page 6](#)

Section Three: Musicianship (15 marks)

Prepare either option 1 or 2 below

Musicianship Option 1

Reading Skills:
Perform the rhythm exercises for this grade

[Page 13](#)

PLUS

Listening Skills:
Sing the prepared aural tests for this grade

[Page 15](#)

Musicianship Option 2

Reading Skills:
Perform the rhythm exercises for this grade

[Page 13](#)

PLUS

Duet:
Perform a duet for this grade from either option

[MTB Duet Page 10](#) [Alternative Duet Page 12](#)

Technical Exercises

C.L Hanon
(from The Virtuoso Pianist)

Exercise 1

♩ = 88 Hands together

The musical score for Exercise 1 consists of six systems, each with a treble and bass staff. The time signature is 2/4. The tempo is marked as quarter note = 88. The exercise is for both hands together. The notation shows a continuous eighth-note pattern in both hands. Fingerings are indicated by numbers 1-5. The exercise concludes with a fermata on the final note.

Technical Exercises

Exercise 2

$\text{♩} = 92$ Hands together

Musical notation for Exercise 2, measures 1-3. The piece is in common time (C) and begins with a treble clef. The bass clef part features a descending eighth-note scale with fingering 3 2 1. The treble clef part features an ascending eighth-note scale with fingering 3 2 1. The exercise is played with both hands together.

Musical notation for Exercise 2, measures 4-7. Measure 4 starts with a treble clef. The bass clef part continues the descending eighth-note scale with fingering 3 2 1. The treble clef part continues the ascending eighth-note scale with fingering 3 2 1. The exercise is played with both hands together.

Musical notation for Exercise 2, measures 8-10. Measure 8 starts with a treble clef. The bass clef part continues the descending eighth-note scale. The treble clef part continues the ascending eighth-note scale. The exercise is played with both hands together.

Musical notation for Exercise 2, measures 11-13. Measure 11 starts with a treble clef. The bass clef part continues the descending eighth-note scale. The treble clef part continues the ascending eighth-note scale. The exercise is played with both hands together.

Musical notation for Exercise 2, measures 14-16. Measure 14 starts with a treble clef. The bass clef part continues the descending eighth-note scale. The treble clef part continues the ascending eighth-note scale. The exercise is played with both hands together.

Scales & Arpeggios from Memory

For the examination, the candidate should be asked to play all the following scales, arpeggios and Nice Cup of Tea exercises from memory.

All scales except the chromatic should be played starting *p* with a crescendo to *f* ascending, diminuendo to *p* descending. All tempi given are minimum speeds.

Scales $\text{♩} = 80$

B major, four octaves, hands together, staccato

G# harmonic minor, four octaves, hands together, staccato

G# melodic minor, four octaves, hands together, legato

C major, four octaves, hands a 3rd apart, legato

Double Thirds: C major, two octaves, hands separately, legato $\text{♩} = 50$

Chromatic Scale: Starting on any note, four octaves, hands together. Ascending: RH legato/ LH staccato. Descending: RH staccato/ LH legato. $\text{♩} = 80$

Arpeggios $\text{♩} = 56$

G# minor, all inversions, hands together, four octaves, legato

Dominant 7th in the key of C, four octaves, hands together, staccato

Dominant 7th in the key of Ab, four octaves, hands together, legato

"Nice cup of tea" 2s against 3s exercise 1, legato $\text{♩} = 60$

"Nice cup of tea" 2s against 3s exercise 2, legato

Scales & Arpeggios

For the examination, the candidate should be asked to play all the following scales, arpeggios and Nice Cup of Tea exercises from memory.

All scales except the chromatic should be played starting *p* with a crescendo to *f* ascending, diminuendo to *p* descending.

All tempi given are minimum speeds.

Scales ♩ = 80

B major, four octaves, hands together, staccato

G# harmonic minor, four octaves, hands together, staccato

G# melodic minor, four octaves, hands together, legato

C major, four octaves, hands a 3rd apart, legato

Scales & Arpeggios

Double Thirds $\text{♩} = 50$

C major, two octaves, hands separately, legato

Chromatic Scale $\text{♩} = 80$

Starting on any note, four octaves, hands together

Ascending: right hand legato/left hand staccato

Descending: right hand staccato/left hand legato

Arpeggios $\text{♩} = 56$

G# minor, hands together, four octaves, legato

Root position

First inversion

Second inversion

Scales & Arpeggios

Dominant 7th in the key of C, four octaves, hands together, staccato

Dominant 7th in the key of Ab, four octaves, hands together, legato

"Nice cup of tea" 2s against 3s exercise 1

Legato

♩ = 60

"Nice cup of tea" 2s against 3s exercise 2

Legato

♩ = 60

Sicilian Hunting Song

TEACHER

Ottorino Respighi (1879-1936)

Allegro ♩ = 152

The musical score is presented in a grand staff format, consisting of a treble clef staff and a bass clef staff. The piece is in 12/8 time and begins with a key signature of one flat (B-flat). The tempo is marked 'Allegro' with a metronome marking of ♩ = 152. The score is divided into six systems, with measure numbers 5, 10, 14, 19, and 23 indicated at the start of their respective systems. The first system (measures 1-4) features a strong dynamic of *f* (forte) in both hands. The second system (measures 5-9) continues with the *f* dynamic. The third system (measures 10-13) shows a change in texture with more melodic lines in the treble. The fourth system (measures 14-18) includes a *dim.* (diminuendo) marking. The fifth system (measures 19-22) begins with a *p* (piano) dynamic. The sixth system (measures 23-26) is marked *affretando* and concludes with a double bar line.

Sicilian Hunting Song

Allegro ♩ = 152

PUPIL

Ottorino Respighi (1879-1936)

8^{va}

5 (8^{va})

9 (8^{va})

13 (8^{va})

18

23 (8^{va})

Alternative Piano Duets

Grade	Composer/Artist	Title	Book/Cat. Ref	Publisher
1	Paul Harris	Nearly the End of the Book	Improve your Sightreading Duets Grades 0-1	Faber
1	Paul Harris	A Trip to Moscow	Improve your Sightreading Duets Grades 0-1	Faber
1	Paul Harris	At the Circus	Improve your Sightreading Duets Grades 0-1	Faber
2	Pam Wedgwood	Black-eyed Beanie	Upgrade! Duets Grades 0-1	Faber
2	Pauline Hall	Takin it Easy	Piano Time Jazz Duets Book 1	OUP Oxford
3	Pam Wedgwood	The Floral Dance	Upgrade! Duets Grades 0-1	Faber
3	Pauline Hall	All I Want	Piano Time Jazz Duets Book 2	OUP Oxford
4	Pauline Hall	Rags to Riches	Piano Time Jazz Duets Book 2	OUP Oxford
4	Pauline Hall	Swing's the thing	Piano Time Jazz Duets Book 2	OUP Oxford
5	Mozart	Duet (Don Giovanni)	The Joy of Piano Duets	Yorktown Music Press
5	Pam Wedgwood	Big Mack	Jazzin' About for Piano Duet	Faber
6	Paganini	Caprice No.24	The Joy of Piano Duets	Yorktown Music Press
6	Matthias Seiber	Foxtrot	Easy Dances for Piano Duet	Schott
7	J.S. Bach	Arioso	The Joy of Piano Duets	Yorktown Music Press
7	Matthias Seiber	Six-Eight	Easy Dances for Piano Duet	Schott
8	Julio Sanders	Adios Muchachos	The Joy of Piano Duets	Yorktown Music Press
8	Matthias Seiber	Tango Argentina	Easy Dances for Piano Duet	Schott

Tgcf lpi 'Unknu

Candidates should practise the six clapping exercises below as part of their preparation to take this grade.

For the exam itself, the candidate should perform all six exercises in the order below at the indicated tempi. The candidate part should be clapped and the lower part should be provided using either the MTB Reading Skills recording for this grade, which can be downloaded [here](#), or a metronome (not clapped).

♩ = 140

1

candidate

metronome

4/4

♩ = 120

2

3/4

3/4

♩ = 104

3

4/4

♩ = 90

4

♩ = 106

5

♩ = 86

6

MTB Exams - Listening Skills (Aural tests) Grade 7

The candidate should practise all the exercises on this sheet with the accompanying Listening Skills recording as part of their preparation for the exam. The exam can be conducted either with the candidate responding to the recording or the teacher can deliver them using this sheet.



Only the teacher should have this sheet in front of them during the exam.

For each test, select *either* the treble *or* the bass clef exercises as appropriate to the range of the candidate's voice.

Test 1 - Scales.

I shall ask you to sing an ascending major scale, after I give you the starting note.


And then I shall ask you to sing an ascending harmonic minor scale, after I give you the same starting note again.



Test 2 - Singing back notes

I shall play a 3 note chord and then you will sing back the highest, middle, then lowest notes.

We shall do this for 4 chords.



Test 3 - Dominant & Diminished 7ths

I shall ask you to sing the first 4 notes of an ascending dominant 7th arpeggio in root position after giving you the starting note.

I shall then ask you to sing the first 4 notes of an ascending diminished 7th arpeggio after giving you the same starting note again.

