

## Section One: Recital (60 marks)

Select three pieces from the following list (20 marks each)

As an alternative to the pieces below, candidates may perform up to 3 free choice pieces.

For guidance on selecting and approving free choice pieces please [click here](#)

Composer/Artist	Title	Book/Cat. Ref	Publisher/ Buy Here
Johann Sebastian Bach	Two Part Invention in Bb	MTB Piano Book Grade 6	<a href="#">MTB Bookshop</a>
Johannes Brahms	Waltz	MTB Piano Book Grade 6	<a href="#">MTB Bookshop</a>
William Byrd	Pavan. The Earle of Salisbury	MTB Piano Book Grade 6	<a href="#">MTB Bookshop</a>
John Field	Nocturne in D minor	MTB Piano Book Grade 6	<a href="#">MTB Bookshop</a>
Erik Satie	Gnossienne No.5	MTB Piano Book Grade 6	<a href="#">MTB Bookshop</a>
Scott Joplin/ Arthur Marshall	Swipesy	MTB Piano Book Grade 6	<a href="#">MTB Bookshop</a>
Mozart	Fantasia in D Minor K397	Tomplay	<a href="#">tomplay.com</a> or Any reliable edition
Mozart	Sonata in C K545 1 <sup>st</sup> Movt: Allegro	Tomplay	<a href="#">tomplay.com</a> or Any reliable edition
Beethoven	Sonata Op.13: Andante Cantabile	Tomplay	<a href="#">tomplay.com</a> or Any reliable edition
Mendelssohn	Song without Words in A minor Op.19 no.2	Tomplay	<a href="#">tomplay.com</a> or Any reliable edition
Djawadi	Game of Thrones	Tomplay	<a href="#">tomplay.com</a>
Chopin	Prelude in B Minor Op.28 no.6	Tomplay or SMD Cat Ref: 155070	<a href="#">tomplay.com</a> or <a href="#">sheetmusicdirect.com</a>
Einaudi	Le Onde	SMD Cat Ref: 31982	<a href="#">sheetmusicdirect.com</a> or <a href="#">musicnotes.com</a>
K. Badelt	He's a Pirate	SMD Cat Ref: 25202	<a href="#">sheetmusicdirect.com</a>
Einaudi	I Giorni	SMD Cat Ref: 47141	<a href="#">sheetmusicdirect.com</a>
E. Morricone	Gabriel's Oboe	SMD Cat Ref: 51930	<a href="#">sheetmusicdirect.com</a>

Tomplay pieces often include accompaniments and can be purchased individually using the link next to each piece or via a discounted subscription for MTB teachers/learners. To learn more about Tomplay and the subscription [click here](#).

# MTB Grade 6 Piano

Composer/Artist	Title	Book/Cat. Ref	Publisher/ Buy Here
J. Williams	Imperial March (Star Wars)	SMD Cat Ref: 94315	<a href="https://www.sheetmusicdirect.com">sheetmusicdirect.com</a>
Guridi	Nostalgia (Tres Piezas Breves)	Sheet Music Direct	<a href="https://www.sheetmusicdirect.com">sheetmusicdirect.com</a>
R. Nathaniel Dett	Honey	Piano Music of Africa and the African Diaspora Vol 2	OUP
Dussek	Sonatina in Eb Op.19 No.6: 1st Movt: Allegro	N/A	Any reliable edition
Mendelssohn	Song Without Words Op.38 no.2 in C minor	N/A	Any reliable edition
Grieg	Poetic Tone Picture Op.3 no.3 in C minor	N/A	Any reliable edition
Groves	Le Pastour (L'almanach aux Images)	N/A	Any reliable edition
Richard Rodney Bennett	Four Calling Birds	Partridge Pie Book 1	Novello
Patrick Hawes	Towards the Light	N/A	Novello
Kabalevsky	Theme and Variations in A Minor Op.40 no.2	N/A	Boosey and Hawkes
Harvey	Rumba Toccata	20 <sup>th</sup> Century Real Repertoire for Piano Grades 5-7	Faber
Arnold	The Buccaneer	20 <sup>th</sup> Century Real Repertoire for Piano Grades 5-7	Faber
Alwyn	The Sea is Angry	20 <sup>th</sup> Century Real Repertoire for Piano Grades 5-7	Faber
Pinto	Run Run	<a href="https://www.sheetmusicplus.com">sheetmusicplus.com</a>	Schirmer
Hiller	Fandango Sancta	Easy Piano Pieces [Chopin/Liszt/Hiller]	Wiener Urtext UT52009
Liszt	Dorothea	Easy Piano Pieces [Chopin/Liszt/Hiller]	Wiener Urtext UT52009
Liszt	Die Hirten an der Krippe	Easy Piano Pieces [Chopin/Liszt/Hiller]	Wiener Urtext UT52009

## Section Two: Technical (25 marks)

### Technical

#### Technical Exercises:

Perform all the technical exercises required for this grade

[Page 4](#)

### PLUS

#### Scales from Memory:

Perform all scales from memory required for this grade from the sheet

[Page 6](#)

## Section Three: Musicianship (15 marks)

Prepare either option 1 or 2 below

### Musicianship Option 1

#### Reading Skills:

Perform the rhythm exercises for this grade

[Page 13](#)

### PLUS

#### Listening Skills:

Sing the prepared aural tests for this grade

[Page 15](#)

### Musicianship Option 2

#### Reading Skills:

Perform the rhythm exercises for this grade

[Page 13](#)

### PLUS

#### Duet:

Perform a duet for this grade from either option

[MTB Duet Page 10](#) [Alternative Duet Page 12](#)

## Technical Exercises

C.L Hanon  
(from The Virtuoso Pianist)

## Exercise 1

♩ = 72 Hands together

1 5 4 5 3 5 2 5

5 1 2 1 3 1 4 1

6

12

5 1 2 1 3 1 4 1

1 5 4 5 3 2 5

18

24

## Technical Exercises

## Exercise 2

 $\text{♩} = 60$  Hands separately

4 2

2 4

3

4 4  
2 2

*mf*

2 2  
4 4

### Scales & Arpeggios from Memory

For the examination, the candidate should be asked to play all the following scales and arpeggios from memory. All tempi given are minimum speeds.

#### Scales $\text{♩} = 76$

F# major, four octaves, legato, forte

Eb major, four octaves, staccato, piano

F# melodic minor, four octaves, legato, piano

Eb harmonic minor, four octaves. staccato, forte

Contrary Motion: Eb harmonic minor, two octaves, legato

Chromatic Scale: Starting on any note, four octaves: ascending-piano legato; descending-forte staccato

C major double sixths, two octaves, hands separately  $\text{♩} = 88$

#### Arpeggios $\text{♩} = 50$

Eb major, hands together, four octaves, all inversions, legato

F# major, two octaves, contrary motion, legato

Diminished 7<sup>th</sup> starting on F, four octaves, staccato

Diminished 7<sup>th</sup> starting on Bb, four octaves, legato

# Scales & Arpeggios

For the examination, the candidate should be asked to play all the following scales and arpeggios from memory. All tempi given are minimum speeds.

**Scales**  $\text{♩} = 76$

F# major, four octaves, legato

Eb major, four octaves, staccato

F# melodic minor, four octaves, legato

Eb harmonic minor, four octaves, staccato

# Scales & Arpeggios

## Contrary Motion

E♭ harmonic minor, two octaves, legato

## Chromatic Scale

Starting on any note, four octaves: ascending–piano legato; descending–forte staccato

C major double sixths, two octaves, hands separately ♩ = 88

# Scales & Arpeggios

**Arpeggios** ♩ = 50

E♭ major, hands together, four octaves, legato

Root position

First inversion

Second inversion

Musical notation for E♭ major arpeggios, hands together, four octaves, legato. The piece is divided into three sections: Root position, First inversion, and Second inversion. Each section contains two staves (treble and bass clef). The root position section shows the arpeggio starting on E♭ in the bass and moving up. The first inversion section starts on G in the bass. The second inversion section starts on B♭ in the bass. Fingering numbers (1-5) are provided for each note. A '8va' marking indicates an octave shift in the second inversion section.

F# major, two octaves, contrary motion, legato

Musical notation for F# major scale, two octaves, contrary motion, legato. The piece is divided into two staves (treble and bass clef). The treble staff starts on F# and moves up, while the bass staff starts on F# and moves down. Fingering numbers (1-5) are provided for each note.

Diminished 7th starting on F, four octaves, staccato

Musical notation for Diminished 7th arpeggio starting on F, four octaves, staccato. The piece is divided into two staves (treble and bass clef). The treble staff starts on F and moves up, while the bass staff starts on F and moves down. Fingering numbers (1-5) are provided for each note.

Diminished 7th starting on B♭, four octaves, legato

Musical notation for Diminished 7th arpeggio starting on B♭, four octaves, legato. The piece is divided into two staves (treble and bass clef). The treble staff starts on B♭ and moves up, while the bass staff starts on B♭ and moves down. Fingering numbers (1-5) are provided for each note.

Duet Selection  
**Pavane**  
 from Capriol Suite  
 TEACHER

[Click here to find  
exam speed duet  
recordings](#)

[Click here to find  
practise speed  
duet recordings](#)

Peter Warlock (1894-1930)

Allegretto, ma un poco lento (♩ = 108)

The musical score is written for a duet, with a 'TEACHER' part and a 'STUDENT' part. It is in 2/4 time and the key of B-flat major. The tempo is marked 'Allegretto, ma un poco lento' with a quarter note equal to 108 beats per minute. The score is divided into systems of two staves each. Key features include:

- Measures 1-11:** Features triplets in both hands. Dynamics include *mp* (mezzo-piano).
- Measures 12-23:** The right hand has a melodic line with slurs, while the left hand plays a rhythmic accompaniment. Dynamics include *mf* (mezzo-forte) and *simile*.
- Measures 24-35:** Continues the melodic and rhythmic patterns. Dynamics include *mp* and *p* (piano).
- Measures 36-45:** The right hand has a melodic line with slurs, and the left hand has a rhythmic accompaniment. Dynamics include *mf cantabile* (mezzo-forte cantabile).
- Measures 46-55:** The right hand has a melodic line with slurs, and the left hand has a rhythmic accompaniment. Dynamics include *p* (piano).
- Measures 56-65:** The right hand has a melodic line with slurs, and the left hand has a rhythmic accompaniment. Dynamics include *p* (piano).
- Measures 66-72:** The piece concludes with a final chord. Dynamics include *pp* (pianissimo).

# Pavane

from Capriol Suite

Peter Warlock (1894-1930)

PUPIL

Allegretto, ma un poco lento (♩ = 108)

*simile*

*p*

12

*mf*

24

36

*mf marcato la melodia*

46

56

*poco più lento*

66

*rallentando - - - - - molto - - - a tempo*

# Alternative Piano Duets

Grade	Composer/Artist	Title	Book/Cat. Ref	Publisher
1	Paul Harris	Nearly the End of the Book	Improve your Sightreading Duets Grades 0-1	Faber
1	Paul Harris	A Trip to Moscow	Improve your Sightreading Duets Grades 0-1	Faber
1	Paul Harris	At the Circus	Improve your Sightreading Duets Grades 0-1	Faber
2	Pam Wedgwood	Black-eyed Beanie	Upgrade! Duets Grades 0-1	Faber
2	Pauline Hall	Takin it Easy	Piano Time Jazz Duets Book 1	OUP Oxford
3	Pam Wedgwood	The Floral Dance	Upgrade! Duets Grades 0-1	Faber
3	Pauline Hall	All I Want	Piano Time Jazz Duets Book 2	OUP Oxford
4	Pauline Hall	Rags to Riches	Piano Time Jazz Duets Book 2	OUP Oxford
4	Pauline Hall	Swing's the thing	Piano Time Jazz Duets Book 2	OUP Oxford
5	Mozart	Duet (Don Giovanni)	The Joy of Piano Duets	Yorktown Music Press
5	Pam Wedgwood	Big Mack	Jazzin' About for Piano Duet	Faber
<b>6</b>	<b>Paganini</b>	<b>Caprice No.24</b>	<b>The Joy of Piano Duets</b>	<b>Yorktown Music Press</b>
<b>6</b>	<b>Matthias Seiber</b>	<b>Foxtrot</b>	<b>Easy Dances for Piano Duet</b>	<b>Schott</b>
7	J.S. Bach	Arioso	The Joy of Piano Duets	Yorktown Music Press
7	Matthias Seiber	Six-Eight	Easy Dances for Piano Duet	Schott
8	Julio Sanders	Adios Muchachos	The Joy of Piano Duets	Yorktown Music Press
8	Matthias Seiber	Tango Argentina	Easy Dances for Piano Duet	Schott

## Reading Skills

Candidates should practise the six clapping exercises below as part of their preparation to take this grade.

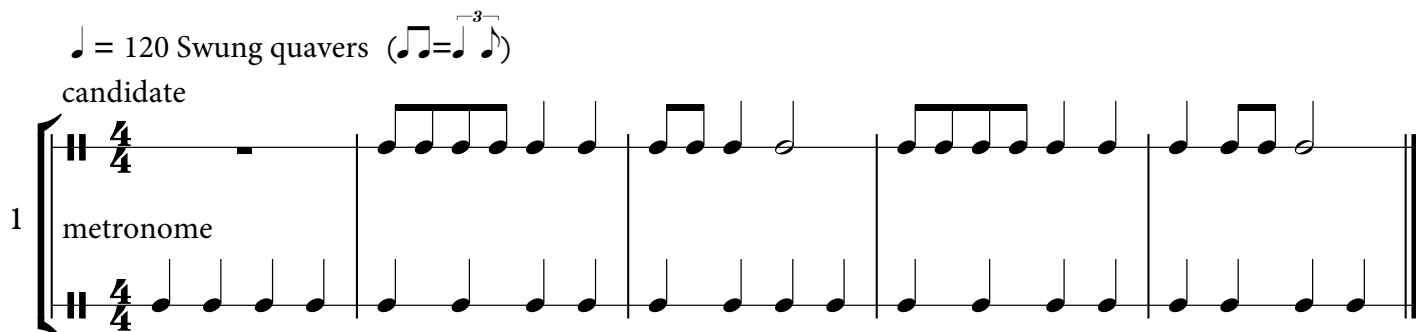
For the exam itself, the candidate should perform all six exercises in the order below at the indicated tempi. The candidate part should be clapped and the lower part should be provided using either the MTB Reading Skills recording for this grade, which can be downloaded [here](#), or a metronome (not clapped).

♩ = 120 Swung quavers (♩=♩ ♩)

1

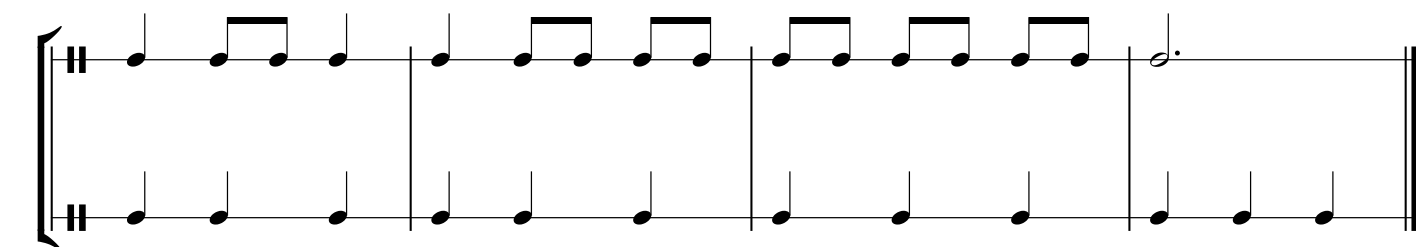
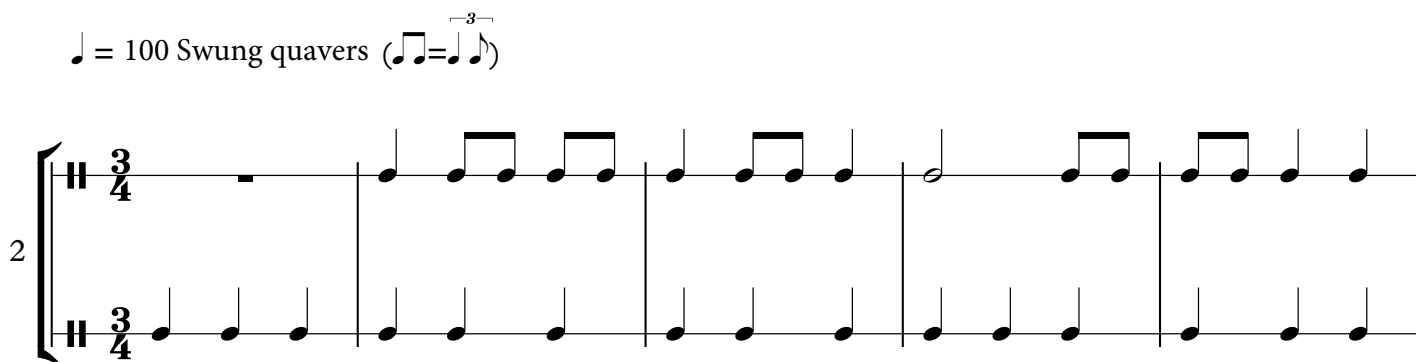
candidate

metronome




♩ = 100 Swung quavers (♩=♩ ♩)

2



♩ = 88 Swung quavers (♩=♩ ♩)

3



♩ = 128 Swung quavers (♩♩=♩♩<sup>3</sup>)

4

Exercise 4 consists of four measures in 3/4 time. The first measure has a whole rest on the treble staff and a half note on the bass staff. The second measure has a quarter note on the treble and a half note on the bass. The third measure has a quarter note on the treble and a half note on the bass. The fourth measure has a quarter note on the treble and a half note on the bass.

Exercise 4 continues with measures 5-8. The first measure has a quarter note on the treble and a half note on the bass. The second measure has a quarter note on the treble and a half note on the bass. The third measure has a quarter note on the treble and a half note on the bass. The fourth measure has a quarter note on the treble and a half note on the bass.

♩ = 90 Swung quavers (♩♩=♩♩<sup>3</sup>)

5

Exercise 5 consists of eight measures in 2/4 time. The first measure has a whole rest on the treble staff and a half note on the bass staff. The second measure has a quarter note on the treble and a half note on the bass. The third measure has a quarter note on the treble and a half note on the bass. The fourth measure has a quarter note on the treble and a half note on the bass. The fifth measure has a quarter note on the treble and a half note on the bass. The sixth measure has a quarter note on the treble and a half note on the bass. The seventh measure has a quarter note on the treble and a half note on the bass. The eighth measure has a quarter note on the treble and a half note on the bass.

♩ = 118 Swung quavers (♩♩=♩♩<sup>3</sup>)

6

Exercise 6 consists of four measures in 4/4 time. The first measure has a whole rest on the treble staff and a half note on the bass staff. The second measure has a quarter note on the treble and a half note on the bass. The third measure has a quarter note on the treble and a half note on the bass. The fourth measure has a quarter note on the treble and a half note on the bass.

Exercise 6 continues with measures 5-8. The first measure has a quarter note on the treble and a half note on the bass. The second measure has a quarter note on the treble and a half note on the bass. The third measure has a quarter note on the treble and a half note on the bass. The fourth measure has a quarter note on the treble and a half note on the bass.



## MTB Exams - Listening Skills (Aural tests) Grade 6

The candidate should practise all the exercises on this sheet with the accompanying Listening Skills recording as part of their preparation for the exam. The exam can be conducted either with the candidate responding to the recording or the teacher can deliver them using this sheet.

Only the teacher should have this sheet in front of them during the exam.  
For each test, select either the treble or the bass clef exercises as appropriate to the range of the candidate's voice.

### Test 1 - Triads.

I shall ask you to sing an ascending major triad in root position, after I give you the starting note. Then, I shall ask you to sing an ascending minor triad, after I give you the starting note again.




### Test 2 - Intervals.

I will play a note and ask you to sing a specific interval above. We shall do this for 3 different intervals.

#### Treble Clef

1. Major 3rd 2. Minor 7th 3. Minor 3rd



#### Bass Clef

1. Major 3rd 2. Minor 7th 3. Minor 3rd



### Test 3 - Singing upper and lower notes.

I shall play a 2 note interval and then you will sing the higher and lower note. We shall do this 4 times.

#### Treble Clef

1. 2. 3. 4.



#### Bass Clef

1. 2. 3. 4.

