

Section One: Recital (60 marks)

Select **three** pieces from the following list (20 marks each)

As an alternative to the pieces below, candidates may perform up to 3 free choice pieces.
For guidance on selecting and approving free choice pieces please [click here](#)

Composer/Artist	Title	Book/Cat. Ref	Publisher/ Buy Here
J.S. Bach	Gavotte en Rondeau from Partita BWV 1006	MTB Violin Book Grade 8	MTB Bookshop
Brahms	Sonata No.2 in A: Andante Tranquillo	MTB Violin Book Grade 8	MTB Bookshop
Elgar	Romance Op.1	MTB Violin Book Grade 8	MTB Bookshop
Kreutzer	Etude No.14	MTB Violin Book Grade 8	MTB Bookshop
Wieniawski	Kujawiak	MTB Violin Book Grade 8	MTB Bookshop
Smetana	Andantino from Aus Der Heimat	MTB Violin Book Grade 8	MTB Bookshop
Barbara Arens	Variations	MTB Violin Book Grade 8	MTB Bookshop
Beethoven	Sonata No.5 in F Major Spring Op.24 4 th Movt: Rondo, Allegro ma non Troppo	Tomplay	tomplay.com
Dvořák	4 Romantic Pieces Op.75 no.2 Allegro Maestoso	Tomplay or Schirmer	tomplay.com or Schirmer
Manuel de Falla	Popular Spanish Suite No.1 El Pano Moruno and No.2 Nana	Tomplay	tomplay.com
Vivaldi	Concerto in E 'Spring' The Four Seasons 1 st Movt: Allegro	Tomplay	tomplay.com
Traditional	Scarborough Fair Upper Advanced	Tomplay	tomplay.com
Monti	Csardas	Tomplay	tomplay.com

Tomplay pieces often include accompaniments and can be purchased individually using the link next to each piece or via a discounted subscription for MTB teachers/learners. To learn more about Tomplay and the subscription [click here](#).

MTB Grade 8 Violin

Composer/Artist	Title	Book/Cat. Ref	Publisher/ Buy Here
Kreisler	Mazurka No.23 in D major Op.33 no.2 (after Chopin)	Tomplay	tomplay.com
Debussy	Rêverie L. 68	Tomplay	tomplay.com
Tartini	Sonata Didone Abbandonata in G minor Op.1 no.10 1 st Movt: Tempo moderato	Tomplay	tomplay.com
Tchaikovsky	Swan Lake	Tomplay	tomplay.com
Smetana	Aus der Heimat 2nd Movt (ed Hans Sitt)	N/A	Peters
Sarasate	Romanza Andaluza Op.22 no.1	N/A	International Music Company
Beethoven	Spring 4th Movt: Rondo Allegro ma non troppo	Sonata for Violin and Piano in F Major	Peters
Svendsen	Romance Op.26	N/A	Peters
Manuel de Falla	No.1 El Pano Moruno and No. 2 Nano	Suite of Spanish Folksongs	Chester
J.S. Bach	A min Concerto BWV 1041 1st Movt: Allegro	N/A	Peters
Macmillan	Kiss on Wood	N/A	Boosey & Hawkes
Macmillan	A Different World	N/A	Boosey & Hawkes
Macmillan	After the Tryst	N/A	Boosey & Hawkes
Brahms	Sonata in A major Op.100 2nd Movt: Andante Tranquillo	N/A	Wiener Urtext 50012
John Williams	Remembrances	Three Pieces from Schindler's List (with cadenza)	MCA

Section Two: Technical (25 marks)

Prepare either option 1 or 2 below

Technical Option 1

Technical Exercises:

Perform all the technical exercises required for this grade

[Page 12](#)

PLUS

Scales from Memory:

Perform the scales from memory required for this grade from the sheet

[Page 4](#)

Technical Option 2

Technical Exercises:

Perform all the technical exercises required for this grade

[Page 12](#)

PLUS

Alternative to Scales from Memory:

Perform the alternative to scales from memory required for this grade from the sheet

[Page 7](#)

Section Three: Musicianship (15 marks)

Prepare either option 1 or 2 below

Musicianship Option 1

Reading Skills:

Perform the rhythm exercises for this grade

[Page 13](#)

PLUS

Listening Skills:

Sing the prepared aural tests for this grade

[Page 15](#)

Musicianship Option 2

Reading Skills:

Perform the rhythm exercises for this grade

[Page 13](#)

PLUS

Duets:

Perform the duet for this grade

[Page 8](#)

Scales & Arpeggios from Memory

For the examination, the candidate should be asked to perform all the following scales and arpeggios from memory. They should perform each scale and arpeggio with separate bows or slurred as requested by the teacher. The teacher should aim for an even distribution of articulations. All tempi given are minimum speeds.
(See [Violin Bowing Patterns](#))

♩ = 92

E♭ major scale - 3 octaves

G# melodic minor scale - 3 octaves

E♭ harmonic minor scale - 3 octaves

♩ = 112

E♭ major arpeggio - 3 octaves

E♭ minor arpeggio - 3 octaves

Violin Grade Eight

♩ = 114

Chromatic Scale on Ab - 3 octaves

Bowing: separate and slurred 6 notes to a bow

The first staff shows the chromatic scale on Ab in 4/4 time, starting on Ab and ascending through three octaves. The second staff shows the descending chromatic scale, also in 4/4 time, starting on Ab and descending through three octaves. The bowing instruction indicates that groups of six notes should be played separately and then slurred together for each bow.

♩ = 68

Dominant 7th in F - 3 octaves

Bowing: separate and slurred 4 notes to a bow

The first staff shows the dominant 7th scale in F major in 4/4 time, starting on F and ascending through three octaves. The second staff shows the descending dominant 7th scale, also in 4/4 time, starting on F and descending through three octaves. The bowing instruction indicates that groups of four notes should be played separately and then slurred together for each bow. An 8va bracket is shown above the first four notes of the ascending scale.

Diminished 7th on E - 3 octaves

Bowing: separate and slurred 4 notes to a bow

The first staff shows the diminished 7th scale on E in 4/4 time, starting on E and ascending through three octaves. The second staff shows the descending diminished 7th scale, also in 4/4 time, starting on E and descending through three octaves. The bowing instruction indicates that groups of four notes should be played separately and then slurred together for each bow. An 8va bracket is shown above the first four notes of the ascending scale.

♩ = 72

Double stopping - G major in 6ths

The first staff shows the G major scale in 6ths in 4/4 time, starting on G and ascending through three octaves. The second staff shows the descending G major scale in 6ths, also in 4/4 time, starting on G and descending through three octaves.

♩ = 92

Double stopping - B major in octaves

The first staff shows the B major scale in octaves in 4/4 time, starting on B and ascending through three octaves. The second staff shows the descending B major scale in octaves, also in 4/4 time, starting on B and descending through three octaves. An 8va bracket is shown above the first four notes of the ascending scale.

Double stopping Bb major scale in 3rds (broken steps) - 1 octave

The first staff shows the Bb major scale in 3rds (broken steps) in 4/4 time, starting on Bb and ascending through one octave. The second staff shows the descending Bb major scale in 3rds (broken steps), also in 4/4 time, starting on Bb and descending through one octave.

Scale Bowing Pattern Example

Long tonics. separate & slurred one bow per octave

Arpeggios separate, even and slurred in 3s

Chromatics

Grade 8

Separate and slurred 6 notes to a bow

Dominant 7ths

Grade 8

Separate, even and slurred 4 notes to a bow

Diminished 7ths

Grade 8

Separate and slurred 4 notes to a bow

Alternative to Scales from Memory

The following do not need to be played from memory. For the examination, perform all of the following.

♩=92

E \flat major scale - 3 octaves

G# harmonic minor scale - 3 octaves

E melodic minor scale - 3 octaves

Double stopping - G major in 6ths

♩=92

Double stopping - B major in octaves

Double stopping - B \flat major scale in 3rds (broken steps) - 1 octave

♩=68

Dominant 7th in F - 3 octaves

Diminished 7th on E - 3 octaves

♩=76

A \flat chromatic scale - 3 octaves

♩=112

E \flat major arpeggio - 3 octaves

E minor arpeggio - 3 octaves

Duets

(arco)
Andante - Espressivo

Select one of the following two duets
Grade 8 - i) Romantic Dream

mf
pizz
mf

mp *cresc*
mp *cresc*

pizz
f *mf arco* *cresc* *dim*
f *mf* *cresc* *dim*

mp *arco* *cresc*
mp *cresc*

f

f

Violin Grade Eight

dim *mp*
dim *mp*

(arco)
Decisively!

Grade 8 - ii) Contra-punkt


f (arco)
f

Violin Grade Eight



A musical score for Violin Grade Eight, consisting of seven systems of two staves each. The music is written in treble clef and includes various dynamics and performance markings. The first system shows a complex rhythmic pattern with sixteenth and thirty-second notes. The second system features a crescendo from piano (*p*) to a louder section. The third system is marked *ff* (fortissimo) and includes accents. The fourth system includes a *pizz* (pizzicato) marking and a dynamic shift from *p subito* to *f*. The fifth system continues with rhythmic patterns and dynamic markings. The sixth system features a melodic line with a sharp sign and a final flourish. The seventh system concludes with a rhythmic pattern and a sharp sign.

Violin Grade Eight



The musical score is written for violin and consists of four staves. The first two staves are in treble clef, and the last two are in bass clef. The piece begins with the instruction "arco" and a dynamic marking of *p*. The first staff contains a melodic line with slurs and accents. The second staff contains a bass line with a dynamic marking of *p* and a *cresc* (crescendo) marking. The third staff continues the melodic line with slurs and accents, and a *ff* (fortissimo) marking. The fourth staff continues the bass line with a *ff* marking. The piece concludes with a double bar line and a fermata.

Technical Exercises

Exercise 1 ♩=90

Exercise 1 musical notation (Schradieck). It consists of two staves. The first staff has a treble clef, key signature of one sharp (F#), and a 4/4 time signature. It contains four measures of eighth-note patterns. The first two measures are slurred together, with fingerings 1 and 2 indicated above the notes. The next two measures are also slurred together, with fingerings 1 and 2 indicated above the notes. The second staff continues the pattern with a treble clef, key signature of one sharp, and a 4/4 time signature. It contains four measures of eighth-note patterns, with the first two measures slurred together and fingerings 1 and 2 indicated above the notes. The piece is attributed to Schradieck.

Exercise 2 - Up bow spiccato ♩=90

Exercise 2 musical notation (Sevcik). It consists of two staves. The first staff has a treble clef, key signature of two sharps (F# and C#), and a 2/4 time signature. It contains four measures of eighth-note patterns. The first two measures are slurred together, with fingerings 0, 4, 2, and 3 indicated below the notes. The next two measures are also slurred together, with fingerings 2 and 3 indicated below the notes. The second staff continues the pattern with a treble clef, key signature of two sharps, and a 2/4 time signature. It contains four measures of eighth-note patterns, with the first two measures slurred together and fingerings 0, 4, 2, and 3 indicated below the notes. The next two measures are also slurred together, with fingerings 4 and 2 indicated below the notes. The piece is attributed to Sevcik.

Exercise 3 ♩=68

Exercise 3 musical notation (Dont). It consists of two staves. The first staff has a treble clef, key signature of two sharps (F# and C#), and a 2/4 time signature. It contains four measures of eighth-note patterns. The first two measures are slurred together, with fingerings 2 and 3 indicated below the notes. The next two measures are also slurred together, with fingerings 2 and 3 indicated below the notes. The second staff continues the pattern with a treble clef, key signature of two sharps, and a 2/4 time signature. It contains four measures of eighth-note patterns. The first two measures are slurred together, with fingerings 3 and 1 indicated below the notes. The next two measures are also slurred together, with fingerings 3 and 4 indicated below the notes. The piece is attributed to Dont.

Candidates should practise the six clapping exercises below as part of their preparation to take this grade.

For the exam itself, the candidate should perform all six exercises in the order below at the indicated tempi. The candidate part should be clapped and the lower part should be provided using either the MTB Reading Skills recording for this grade, which can be downloaded [here](#), or a metronome (not clapped).

1

$\text{♩} = 244$

candidate

metronome

2

$\text{♩} = 80$

3

$\text{♩} = 104$

♩=200

4

Musical score for 4 strings in 7/8 time at 200 bpm. The score consists of two systems. The first system has four staves. The top staff has a whole rest followed by eighth notes with accents. The bottom three staves have eighth notes. The second system has four staves with eighth notes and accents.

♩ = 90

5

Musical score for 5 strings in 4/4 time at 90 bpm. The score consists of two systems. The first system has five staves. The top staff has triplets and quintuplets of eighth notes. The bottom four staves have eighth notes. The second system has five staves with triplets and quintuplets of eighth notes.

♩. = 62

6

Musical score for 6 strings in 9/4 time at 62 bpm. The score consists of three systems. The first system has six staves. The top staff has dotted half notes and quarter notes. The bottom five staves have dotted half notes. The second system has six staves with dotted half notes. The third system has six staves with dotted half notes.

MTB Exams - Listening Skills (Aural tests) Grade 8

The candidate should practise all the exercises on this sheet with the accompanying Listening Skills recording as part of their preparation for the exam. The exam can be conducted either with the candidate responding to the recording or the teacher can deliver them using this sheet.

Only the teacher should have this sheet in front of them during the exam.


For each test, select *either* the treble *or* the bass clef exercises as appropriate to the range of the candidate's voice.

Test 1 - Singing notes from a chord.

I will play a 4 note chord and you will sing back **all** of the notes, starting with the highest. We shall do this for 4 chords.


Treble Clef

1. 2. 3. 4.



Bass Clef

1. 2. 3. 4.




Test 2 - Scales


I shall ask you to sing a whole tone scale up and down after giving you the starting note.

Then, I shall ask you to sing a melodic minor scale up and down after giving you the same starting note again.

Treble Clef



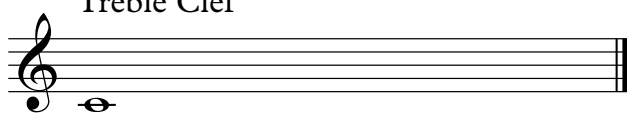
Bass Clef



Test 3 - Triads

I shall give you the starting note, and then you shall sing the major, minor, diminished and augmented triads in root position all starting on that same note. The starting note will be given before you sing each of the 4 triads.

Treble Clef



Bass Clef

