

Section One: Recital (60 marks)

Select three pieces from the following list (20 marks each)

As an alternative to the pieces below, candidates may perform up to 3 free choice pieces.
For guidance on selecting and approving free choice pieces please [click here](#)

Composer/Artist	Title	Book/Cat. Ref	Publisher/ Buy Here
F Wohlfahrt	Study	MTB Violin Book Grade 4	MTB Bookshop
Kuchler	Concertino in D Op.15: Allegro Moderato	MTB Violin Book Grade 4	MTB Bookshop
Portnoff	Russian Fantasia No.2	MTB Violin Book Grade 4	MTB Bookshop
Rieding	Concerto in G Op.34: Allegro	MTB Violin Book Grade 4	MTB Bookshop
Barbara Arens	Ostinato in the Key of Jazz	MTB Violin Book Grade 4	MTB Bookshop
Barbara Arens	Rumbita	MTB Violin Book Grade 4	MTB Bookshop
John Lennon	Imagine	Tomplay	tomplay.com
Wooster/ Smith	The Black Cat Rag	Tomplay	tomplay.com
Traditional	El Choclo	Tomplay	tomplay.com
Farres Osvaldo	Quizas, Quizas, Quizas	Tomplay	tomplay.com
Celtic Trad	The Athol Highlanders	Tomplay	tomplay.com
Nazareth	Tango Habanera	Tomplay	tomplay.com

Tomplay pieces often include accompaniments and can be purchased individually using the link next to each piece or via a discounted subscription for MTB teachers/learners. To learn more about Tomplay and the subscription [click here](#).

MTB Grade 4 Violin

Composer/Artist	Title	Book/Cat. Ref	Publisher/ Buy Here
Kletzmer	Odessa Bulgarish	Tomplay	tomplay.com
Trad.	Brejeiro	Tomplay	tomplay.com
Villoldo	Que Haces Chamberguito	Tomplay	tomplay.com
Kreisler	Rondino on a Theme	Tomplay	tomplay.com
Schumann	Scenes from Childhood Op.15 no.7: Dreaming	Tomplay	tomplay.com
de Keyser /Waterman	Mazurka	Young Violinists Repertoire, Book 3	Faber
de Keyser /Waterman	Rondino	Young Violinists Repertoire, Book 4	Faber
de Keyser /Waterman	Waves of the Danube	Young Violinists Repertoire, Book 4	Faber
Michael Radanovics	Draw Your Line in a Careful Way	Jazzy Violin 2	Universal
Edward Huws Jones	At the Rabbi's feast	from Klezmer Fiddle	Boosey and Hawkes
Shostakovich	Number 3 in D	Albumstucke	Peters
Rieding	Concerto in G Op.34 1st Movt	N/A	Bosworth
Kuchler	Concertino in D Major Op.15 1st Movt (In style of Vivaldi)	N/A	Bosworth

Section Two: Technical (25 marks)

Prepare either option 1 or 2 below

Technical Option 1

Technical Exercises:

Perform all the technical exercises required for this grade

[Page 8](#)

PLUS

Scales from Memory:

Perform the scales from memory required for this grade from the sheet

[Page 4](#)

Technical Option 2

Technical Exercises:

Perform all the technical exercises required for this grade

[Page 8](#)

PLUS

Alternative to Scales from Memory:

Perform the alternative to scales from memory required for this grade from the sheet

[Page 6](#)

Section Three: Musicianship (15 marks)

Prepare either option 1 or 2 below

Musicianship Option 1

Reading Skills:

Perform the rhythm exercises for this grade

[Page 9](#)

PLUS

Listening Skills:

Sing the prepared aural tests for this grade

[Page 10](#)

Musicianship Option 2

Reading Skills:

Perform the rhythm exercises for this grade

[Page 9](#)

PLUS

Duet:

Perform the duet for this grade

[Page 7](#)

Scales & Arpeggios from Memory

For the examination, the Candidate should be asked to perform all the following scales and arpeggios from memory. They should play each scale with separate bows or slurred as requested by the teacher. The teacher should aim for an even distribution of articulations. All tempi given are minimum speeds.

(See [Violin Bowing Patterns](#))

♩=72

B major scale - 2 octaves



E major scale - 2 octaves



C harmonic minor scale - 2 octaves (Only 1 version harmonic or melodic required)



C melodic minor scale - 2 octaves



F harmonic minor scale - 2 octaves (Only 1 version harmonic or melodic required)



F melodic minor scale - 2 octaves



♩ = 46

A chromatic scale - 1 octave



♩ = 72

Dominant 7th in G



♩=100

B major arpeggio - 2 octaves




E major arpeggio - 2 octaves



C minor arpeggio - 2 octaves



F minor arpeggio - 2 octaves




Scale Bowing Pattern Example

Long tonics. separate & slurred two bows per octave



Arpeggios separate, even and slurred in 3s



Chromatics

Grade 4

Separate, even

Dominant 7ths

Grade 4

Separate, even and slurred 4 notes to a bow

Alternative to Scales from Memory

The following do not need to be played from memory
For the examination perform *all* the following

♩=72

B major scale

Musical notation for the B major scale in 4/4 time, starting on G4. The scale is written in treble clef with a key signature of three sharps (F#, C#, G#). The notes are G4, A4, B4, C#5, D5, E5, F#5, G#5, A5, B5, A5, G5, F#5, E5, D5, C#5, B4, A4, G4. The piece concludes with a whole rest.

B major scale with rhythmic pattern

Musical notation for the B major scale in 4/4 time, starting on G4. The scale is written in treble clef with a key signature of three sharps. The notes are G4, A4, B4, C#5, D5, E5, F#5, G#5, A5, B5, A5, G5, F#5, E5, D5, C#5, B4, A4, G4. The notes are grouped in pairs with a dotted quarter note and an eighth note rhythm.

E major scale

Musical notation for the E major scale in 4/4 time, starting on C#5. The scale is written in treble clef with a key signature of three sharps. The notes are C#5, D5, E5, F#5, G#5, A5, B5, A5, G5, F#5, E5, D5, C#5, B4, A4, G4. The piece concludes with a whole rest.

C harmonic minor scale

Musical notation for the C harmonic minor scale in 4/4 time, starting on C4. The scale is written in treble clef with a key signature of two flats (Bb, Eb). The notes are C4, D4, Eb4, F4, G4, Ab4, Bb4, A4, G4, F4, Eb4, D4, C4, Bb3, Ab3, G3, F4, Eb4, D4, C4. The piece concludes with a whole rest.

F melodic minor scale

Musical notation for the F melodic minor scale in 4/4 time, starting on C4. The scale is written in treble clef with a key signature of two flats. The notes are C4, D4, Eb4, F4, G4, Ab4, A4, Bb4, C5, Bb4, Ab4, G4, F4, Eb4, D4, C4. The piece concludes with a whole rest.

♩=62

Dominant 7th in G

Musical notation for the Dominant 7th in G in 4/4 time, starting on G4. The scale is written in treble clef with a key signature of one sharp (F#). The notes are G4, A4, B4, C#5, B4, A4, G4, F#4, G4, A4, B4, C#5, B4, A4, G4. The piece concludes with a whole rest.

♩=46

G chromatic scale

Musical notation for the G chromatic scale in 4/4 time, starting on G4. The scale is written in treble clef with a key signature of one sharp. The notes are G4, Ab4, Bb4, C4, C#4, D4, Eb4, E4, F4, F#4, G4, Ab4, Bb4, C4, C#4, D4, Eb4, E4, F4, F#4, G4, Ab4, Bb4, C4, C#4, D4, Eb4, E4, F4, F#4, G4. The notes are grouped in triplets.

♩=100

B major arpeggio

Musical notation for the B major arpeggio in 2/4 time, starting on G4. The scale is written in treble clef with a key signature of three sharps. The notes are G4, B4, D5, G4, B4, D5, G4, B4, D5, G4. The notes are grouped in triplets.

E major arpeggio

Musical notation for the E major arpeggio in 2/4 time, starting on C#5. The scale is written in treble clef with a key signature of three sharps. The notes are C#5, E5, G#5, C#5, E5, G#5, C#5, E5, G#5, C#5. The notes are grouped in triplets.

C minor arpeggio

Musical notation for the C minor arpeggio in 2/4 time, starting on C4. The scale is written in treble clef with a key signature of two flats. The notes are C4, Eb4, G4, C4, Eb4, G4, C4, Eb4, G4, C4. The notes are grouped in triplets.

F minor arpeggio

Musical notation for the F minor arpeggio in 2/4 time, starting on C4. The scale is written in treble clef with a key signature of two flats. The notes are C4, Eb4, Ab4, C4, Eb4, Ab4, C4, Eb4, Ab4, C4. The notes are grouped in triplets.

Duet

[Click here for
duet recordings in
practice speed](#)

[Click here for
duet recordings
in exam speed](#)

Excitedly!
pizz

Cup Final

f pizz
f
f pizz
f
f
ff
ff

Technical Exercises

Exercise 1 ♩=55-70

Exercise 1 is a technical exercise in 12/8 time, with a tempo of 55-70 beats per minute. It consists of four staves of music. The first staff begins with a treble clef and a 12/8 time signature. The music features eighth-note patterns with slurs. The second staff continues the eighth-note patterns, including some with accidentals. The third staff shows a change in rhythm with some quarter notes and slurs. The fourth staff features a more complex rhythmic pattern with slurs and a final double bar line.

Exercise 2 - spiccato practise

♩=72

Sevcik

Exercise 2 is a technical exercise in 4/4 time, with a tempo of 72 beats per minute, titled 'Spiccato practise' by Sevcik. It consists of one staff of music. The piece is characterized by spiccato articulation, indicated by small upward-pointing triangles under the notes. The music features eighth-note patterns with various accidentals and a final whole note.

Exercise 3 ♩=60 mid bow, legato with attention given to clarity of string crossing

Exercise 3 is a technical exercise in 4/4 time, with a tempo of 60 beats per minute. It consists of two staves of music. The first staff features eighth-note patterns with slurs, focusing on mid-bow legato playing and clarity of string crossing. The second staff continues the eighth-note patterns with various accidentals and a final whole note.

Candidates should practise the six clapping exercises below as part of their preparation to take this grade.

For the exam itself, the candidate should perform all six exercises in the order below at the indicated tempi. The candidate part should be clapped and the lower part should be provided using either the MTB Reading Skills recording for this grade, which can be downloaded [here](#), or a metronome (not clapped).

1

$\text{♩} = 106$
candidate

$\frac{4}{4}$

metronome

$\frac{4}{4}$

2

$\text{♩} = 90$

$\frac{3}{4}$

$\frac{3}{4}$

3

$\text{♩} = 120$

$\frac{4}{4}$

$\frac{4}{4}$

4

$\text{♩} = 78$

$\frac{3}{4}$

$\frac{3}{4}$

5

$\text{♩} = 110$

$\frac{2}{4}$

$\frac{2}{4}$

6

$\text{♩} = 84$

$\frac{4}{4}$

$\frac{4}{4}$

MTB Exams - Listening Skills (Aural tests) Grade 4

The candidate should practise all the exercises on this sheet with the accompanying Listening Skills recording as part of their preparation for the exam. The exam can be conducted either with the candidate responding to the recording or the teacher can deliver them using this sheet.

Only the teacher should have this sheet in front of them during the exam.

For each test, select *either* the treble *or* the bass clef exercises as appropriate to the range of the candidate's voice.

Test 1 - Singing back notes.

I shall play a 3 note chord, and then you shall sing back both the highest and lowest notes. We shall do this with 4 different chords.


Treble Clef

1. 2. 3. 4.



Bass Clef

1. 2. 3. 4.




Test 2 - Intervals.

I will play a note and ask you to sing a specific interval above. We shall do this for 3 different intervals.


Treble Clef

1. Major 6th 2. Major 3rd 3. Perfect 4th



Bass Clef

1. Major 6th 2. Major 3rd 3. Perfect 4th



Test 3 - Singing back melodic phrases.

I shall play a melodic phrase **twice**, and then you shall sing it back. We shall do this for 3 different melodies. Before each, I will indicate the pulse.

Treble Clef

1.



2.



3.




Bass Clef

1.



2.



3.

