

Section One: Recital (60 marks)

Select three pieces from the following list (20 marks each)

As an alternative to the pieces below, candidates may perform up to 3 free choice pieces.
For guidance on selecting and approving free choice pieces please [click here](#)

Composer/Artist	Title	Book/Cat. Ref	Publisher/ Buy Here
Frank Bridge	Country Dance	MTB Violin Book Grade 5	MTB Bookshop
Elgar	Chanson de Nuit	MTB Violin Book Grade 5	MTB Bookshop
Händel	Sonata in F 2 nd Movt, HWV 370	MTB Violin Book Grade 5	MTB Bookshop
Chris Mitchell	Consolation	MTB Violin Book Grade 5	MTB Bookshop
Toselli	Serenata Op.6	MTB Violin Book Grade 5	MTB Bookshop
Fauré	Berceuse Op.16	MTB Violin Book Grade 5	MTB Bookshop
Dvořák	Romantic Pieces Op.75 no.1	Tomplay	tomplay.com
Elgar	Chanson de Matin	Tomplay or Novello	tomplay.com or Novello
Tchaikovsky	Waltz from Serenade for Strings	Tomplay or Going Solo	tomplay.com or Faber
Vivaldi	Concerto for Violin in G major, Op.3 no.3 RV.310 1 st Movt: Allegro	Tomplay	tomplay.com
One Republic	Counting Stars	Tomplay	tomplay.com
Trad.	Don't Leave Me (Gipsy Romance)	Tomplay	tomplay.com
Kreisler	Marche Miniature Viennoise	Tomplay	tomplay.com

Tomplay pieces often include accompaniments and can be purchased individually using the link next to each piece or via a discounted subscription for MTB teachers/learners. To learn more about Tomplay and the subscription [click here](#).

MTB Grade 5 Violin

Composer/Artist	Title	Book/Cat. Ref	Publisher/ Buy Here
Debussy	Arabesque No.1 L.66	Tomplay	tomplay.com
Schubert	Wan Song D.957 No.4 Serenade (Standchen)	Tomplay	tomplay.com
Schumann	Myrthen Op.25 no.7: Die Lotosblume	Tomplay	tomplay.com
Kabalewski	Scherzo	Albumstucke	Peters
Blake	Dance of the Snowmen	N/A	Chester music
Huws Jones	Paragon Rag	Jazz, Blues and Ragtime	B&H
Huws Jones	The Entertainer	Jazz, Blues and Ragtime	B&H
Radonovics	Dance of the Moonchild	Jazzy Violin 2	Universal
Radonovics	Sugar & Spice	Jazzy Violin 2	Universal
Toselli	Serenata Op.6	N/A	UMP
Händel	Ombra mai fu	Classical Pieces Vol 1	Peters
Radonovics	Dance of the Moonchild Sugar & Spice	Jazzy Violin 2	Universal

Section Two: Technical (25 marks)

Prepare either option 1 or 2 below

Technical Option 1

Technical Exercises:

Perform all the technical exercises required for this grade

[Page 8](#)

PLUS

Scales from Memory:

Perform the scales from memory required for this grade from the sheet

[Page 4](#)

Technical Option 2

Technical Exercises:

Perform all the technical exercises required for this grade

[Page 8](#)

PLUS

Alternative to Scales from Memory:

Perform the alternative to scales from memory required for this grade from the sheet

[Page 6](#)

Section Three: Musicianship (15 marks)

Prepare either option 1 or 2 below

Musicianship Option 1

Reading Skills:

Perform the rhythm exercises for this grade

[Page 10](#)

PLUS

Listening Skills:

Sing the prepared aural tests for this grade

[Page 9](#)

Musicianship Option 2

Reading Skills:

Perform the rhythm exercises for this grade

[Page 10](#)

PLUS

Duet:

Perform the duet for this grade

[Page 7](#)

Scales & Arpeggios from Memory

For the examination, the candidate should be asked to perform all the following scales and arpeggios from memory. They should perform each scale and arpeggio with separate bows or slurred as requested by the teacher. The teacher should aim for an even distribution of articulations. All tempi given are minimum speeds.

(See [Violin Bowing Patterns](#))

♩ = 72

D \flat major scale - 2 octaves



G major scale - 3 octaves



A harmonic minor scale - 3 octaves (Only 1 version harmonic or melodic required)



A melodic minor scale - 3 octaves



♩ = 52

A chromatic scale - 2 octaves



♩ = 64

Dominant 7th in C



Diminished 7th on D - 1 octave



♩ = 100


D \flat major arpeggio - 2 octaves



G major arpeggio - 3 octaves



A minor arpeggio - 3 octaves



C# minor arpeggio - 2 octaves




Scale Bowing Pattern Example

Long tonics. separate & slurred two bows per octave



Arpeggios separate, even and slurred in 3s



Alternative to Scales from Memory

The following do not need to be played from memory.
For the examination, perform all of the following.

♩=72

Db major scale

Musical notation for the Db major scale in 4/4 time, starting on Bb. The scale is written on a single staff with a treble clef. It consists of 12 notes: Bb, C, Db, Eb, F, G, Ab, Bb, C, Db, Eb, F. The notes are grouped into pairs of eighth notes, with a fermata over the final two notes. There are 'V' marks above the first and fifth notes of each pair.

F major scale (swung quavers $\text{♩}=\text{♩}$)

Musical notation for the F major scale in 4/4 time, starting on F. The scale is written on a single staff with a treble clef. It consists of 12 notes: F, G, A, Bb, C, D, E, F, G, A, Bb, C. The notes are grouped into pairs of eighth notes, with a fermata over the final two notes. There are 'V' marks above the first and fifth notes of each pair.

G major scale - 3 octaves

Musical notation for the G major scale over three octaves in 4/4 time, starting on G. The scale is written on a single staff with a treble clef. It consists of 24 notes: G, A, B, C, D, E, F#, G, A, B, C, D, E, F#, G, A, B, C, D, E, F#, G, A, B, C, D, E, F#, G. The notes are grouped into pairs of eighth notes, with a fermata over the final two notes. There are 'V' marks above the first and fifth notes of each pair.

A harmonic minor scale - 3 octaves

Musical notation for the A harmonic minor scale over three octaves in 4/4 time, starting on A. The scale is written on a single staff with a treble clef. It consists of 24 notes: A, B, C, D, E, F, G#, A, B, C, D, E, F, G#, A, B, C, D, E, F, G#, A, B, C, D, E, F, G#. The notes are grouped into pairs of eighth notes, with a fermata over the final two notes. There are 'V' marks above the first and fifth notes of each pair.

C# melodic minor scale

Musical notation for the C# melodic minor scale in 4/4 time, starting on C#. The scale is written on a single staff with a treble clef. It consists of 12 notes: C#, D, E, F, G, A, B, C#, D, E, F, G, A. The notes are grouped into pairs of eighth notes, with a fermata over the final two notes. There are 'V' marks above the first and fifth notes of each pair.

♩=52

A chromatic scale - 2 octaves

Musical notation for the A chromatic scale over two octaves in 4/4 time, starting on A. The scale is written on a single staff with a treble clef. It consists of 24 notes: A, Bb, B, Cb, C, Db, D, Eb, E, Fb, F, Gb, G, Ab, A, Bb, B, Cb, C, Db, D, Eb, E, Fb, F, Gb, G, Ab, A. The notes are grouped into pairs of eighth notes, with a fermata over the final two notes. There are 'V' marks above the first and fifth notes of each pair.

♩=64

Dominant 7th in C

Musical notation for the Dominant 7th chord in C in 4/4 time, starting on C. The scale is written on a single staff with a treble clef. It consists of 10 notes: C, D, E, F, G, A, B, C, D, E. The notes are grouped into pairs of eighth notes, with a fermata over the final two notes. There are 'V' marks above the first and fifth notes of each pair.

Diminished 7th on D

Musical notation for the Diminished 7th chord on D in 4/4 time, starting on D. The scale is written on a single staff with a treble clef. It consists of 10 notes: D, Eb, F, G, Ab, Bb, C, D, Eb, F. The notes are grouped into pairs of eighth notes, with a fermata over the final two notes. There are 'V' marks above the first and fifth notes of each pair.

♩=100

Db major arpeggio

Musical notation for the Db major arpeggio in 2/4 time, starting on Bb. The arpeggio is written on a single staff with a treble clef. It consists of 6 notes: Bb, C, Db, Eb, F, G. The notes are grouped into pairs of eighth notes, with a fermata over the final two notes. There are 'V' marks above the first and fifth notes of each pair.

G major arpeggio - 3 octaves

Musical notation for the G major arpeggio over three octaves in 2/4 time, starting on G. The arpeggio is written on a single staff with a treble clef. It consists of 18 notes: G, A, B, C, D, E, F#, G, A, B, C, D, E, F#, G, A, B, C. The notes are grouped into pairs of eighth notes, with a fermata over the final two notes. There are 'V' marks above the first and fifth notes of each pair.

A minor arpeggio - 3 octaves

Musical notation for the A minor arpeggio over three octaves in 2/4 time, starting on A. The arpeggio is written on a single staff with a treble clef. It consists of 18 notes: A, B, C, D, E, F, G, A, B, C, D, E, F, G, A, B, C, D. The notes are grouped into pairs of eighth notes, with a fermata over the final two notes. There are 'V' marks above the first and fifth notes of each pair.

Duet

[Click here for
duet recordings in
practice speed](#)

[Click here for
duet recordings
in exam speed](#)

On Parade!

(arco) Quick March!

The musical score is written for two violins in a duet format. It is in the key of A major (indicated by three sharps: F#, C#, G#) and 2/4 time. The tempo is marked 'Quick March!'. The first system includes dynamic markings 'f' (forte) and '(arco)' (arco). The score consists of five systems, each with two staves. The music features a variety of rhythmic patterns including eighth and sixteenth notes, rests, and slurs. The piece concludes with a double bar line.

Technical Exercises

Exercise 1 ♩=60

Musical notation for Exercise 1, a single staff in treble clef. It consists of six measures of eighth-note patterns. Fingerings are indicated above the notes: 0, 4, 0, 4, 0 1 4, and 0 1. Slurs are used to group notes across measures.

Sevcik

Musical notation for Exercise 1, a single staff in treble clef. It consists of six measures of eighth-note patterns. Fingerings are indicated above the notes: 0, 4, 0, 4, 0 1 4, and 0 1. Slurs are used to group notes across measures.

Exercise 2 ♩=60

Musical notation for Exercise 2, a single staff in treble clef. It consists of six measures of eighth-note patterns. Fingerings are indicated above the notes: 0, 0, 0, 4 4, 4, 1, 14. Slurs are used to group notes across measures.

Sevcik

Exercise 3

♩=c.80

Musical notation for Exercise 3, a single staff in treble clef with a key signature of two sharps (F# and C#). It consists of six measures of eighth-note patterns. Fingerings are indicated above the notes: 0 0 0 0, 0 0, 0 0, 0 0. Slurs are used to group notes across measures.

Musical notation for Exercise 3, a single staff in treble clef with a key signature of two sharps (F# and C#). It consists of six measures of eighth-note patterns. Slurs are used to group notes across measures.

Musical notation for Exercise 3, a single staff in treble clef with a key signature of two sharps (F# and C#). It consists of six measures of eighth-note patterns. Slurs are used to group notes across measures.

Sevcik

Musical notation for Exercise 3, a single staff in treble clef with a key signature of two sharps (F# and C#). It consists of six measures of eighth-note patterns. Slurs are used to group notes across measures.

MTB Exams - Listening Skills (Aural tests) Grade 5

The candidate should practise all the exercises on this sheet with the accompanying Listening Skills recording as part of their preparation for the exam. The exam can be conducted either with the candidate responding to the recording or the teacher can deliver them using this sheet.

Only the teacher should have this sheet in front of them during the exam.


For each test, select *either* the treble *or* the bass clef exercises as appropriate to the range of the candidate's voice.

Test 1 - Singing back notes.

I shall play a 3 note chord, and then you will sing back the highest, middle, then lowest notes. We shall do this for 4 different chords.

Treble Clef

1. 2. 3. 4.



Bass Clef

1. 2. 3. 4.



Test 2 - Intervals.

I will play a note and ask you to sing a specific interval above. We shall do this for 3 different intervals.


Treble Clef

1. Major 6th 2. Minor 6th 3. Minor 3rd



Bass Clef

1. Major 6th 2. Minor 6th 3. Minor 3rd



Test 3 - Singing back melodic phrases.

I shall play a melodic phrase **twice**, and then you shall sing it back. We shall do this for 3 different melodies. Before each, I will indicate the pulse.

Treble Clef

1.



2.



3.



Bass Clef

1.



2.



3.



Candidates should practise the six clapping exercises below as part of their preparation to take this grade.

For the exam itself, the candidate should perform all six exercises in the order below at the indicated tempi. The candidate part should be clapped and the lower part should be provided using either the MTB Reading Skills recording for this grade, which can be downloaded [here](#), or a metronome (not clapped).

♩ = 90

1

candidate

metronome

♩ = 76

2

♩ = 84

3

♩ = 66

4

Musical score for exercise 4, measures 1-4. Treble clef, 3/4 time signature. The right hand plays a melodic line with eighth and sixteenth notes, while the left hand plays a simple bass line of quarter notes.

Musical score for exercise 4, measures 5-8. Treble clef, 3/4 time signature. The right hand continues the melodic line with eighth and sixteenth notes, and the left hand continues the bass line of quarter notes.

♩ = 70

5

Musical score for exercise 5, measures 1-4. Treble clef, 2/4 time signature. The right hand plays a melodic line with eighth and sixteenth notes, while the left hand plays a simple bass line of quarter notes.

♩ = 60

6

Musical score for exercise 6, measures 1-4. Treble clef, 4/4 time signature. The right hand plays a melodic line with eighth and sixteenth notes, while the left hand plays a simple bass line of quarter notes.

Musical score for exercise 6, measures 5-8. Treble clef, 4/4 time signature. The right hand continues the melodic line with eighth and sixteenth notes, and the left hand continues the bass line of quarter notes.