

Section One: Recital (60 marks)

Select **three** pieces from the following list (20 marks each)

As an alternative to the pieces below, candidates may perform up to 3 free choice pieces.
For guidance on selecting and approving free choice pieces please [click here](#)

Composer/Artist	Title	Book/Cat. Ref	Publisher/ Buy Here
Elgar	Andantino	MTB Violin Book Grade 2	MTB Bookshop
Gershwin	Summertime	MTB Violin Book Grade 2	MTB Bookshop
Mozart	Allegro Molto from Symphony No.40	MTB Violin Book Grade 2	MTB Bookshop
Pachelbel	Canon in D Major	MTB Violin Book Grade 2	MTB Bookshop
Barbara Arens	Dancing in the Spring	MTB Violin Book Grade 2	MTB Bookshop
Ryan Linham	Thankful for Music	MTB Violin Book Grade 2	MTB Bookshop
Elgar	Andante	Tomplay or Six Easy Pieces Op.22	tomplay.com or Faber Music
Elton John	Can You Feel the Love Tonight	Tomplay	tomplay.com
World Music	Greensleeves	Tomplay	tomplay.com
Kletzmer	Schwartz (The Best of Kletzmer Music for Violin Vol 1)	Tomplay	tomplay.com
Trad.	Amazing Grace	Tomplay	tomplay.com
Trad.	Y Delyn Newydd	Tomplay	Currently Unavailable
Trad.	Si Ji Ge	Tomplay	tomplay.com
Skinner	The Flower Oof the Quern	Tomplay	tomplay.com
Trad.	Mo Li Hua	Tomplay	tomplay.com

Tomplay pieces often include accompaniments and can be purchased individually using the link next to each piece or via a discounted subscription for MTB teachers/learners. To learn more about Tomplay and the subscription [click here](#).

MTB Grade 2

Violin

Composer/Artist	Title	Book/Cat. Ref	Publisher/ Buy Here
Trad.	Galopede	Tomplay	tomplay.com
Bartok	Music for Children, Sz.42, Book 1 No.5 play	Tomplay	tomplay.com
D and K Blackwell	Ready to Rock	Fiddle Time Sprinters (3)	OUP
D and K Blackwell	Clear Skies	Fiddle Time Sprinters (3)	OUP
D and K Blackwell	Paris Café	Fiddle Time Sprinters (3)	OUP
Michael Rose	No.5 Pony Ride	Michael Rose: Fiddler's Ten	Novello
D and K Blackwell	Prelude from "Te Deum"	Fiddle Time Runners	OUP
D and K Blackwell	Caribbean Sunshine	Fiddle Time Runners	OUP
D and K Blackwell	The Old Chariot	Fiddle Time Runners	OUP
Mary Cohen	Mexican Hat Dance	Bags of American Folk	Faber
Mary Cohen	Puttin' on the Blue Check Shirt	Bags of American Folk	Faber
Mary Cohen	Circassian Circle	Bags of Folk	Faber
Mary Cohen	Sailor's Hornpipe	Bags of Folk	Faber
Mary Cohen	The Flop-Earred Mule	Bags of Folk	Faber
Mary Cohen	Over the Rainbow	Bags of Showbiz	Faber
Mary Cohen	It's the End of the Show	Bags of Showbiz	Faber
Waterfield and Beach	The Railroad Corral	O Shenandoah!	Faber
Waterfield and Beach	Simple Gifts	O Shenandoah!	Faber

For additional options see the continued recital list [here](#)

Section Two: Technical (25 marks)

Prepare either option 1 or 2 below

Technical Option 1

Technical Exercises:

Perform all the technical exercises required for this grade

[Page 8](#)

PLUS

Scales from Memory:

Perform the scales from memory required for this grade from the sheet

[Page 4](#)

Technical Option 2

Technical Exercises:

Perform all the technical exercises required for this grade

[Page 8](#)

PLUS

Alternative to Scales from Memory:

Perform the alternative to scales from memory required for this grade from the sheet

[Page 6](#)

Section Three: Musicianship (15 marks)

Prepare either option 1 or 2 below

Musicianship Option 1

Reading Skills:

Perform the rhythm exercises for this grade

[Page 9](#)

PLUS

Listening Skills:

Sing the prepared aural tests for this grade

[Page 10](#)

Musicianship Option 2

Reading Skills:

Perform the rhythm exercises for this grade

[Page 9](#)

PLUS

Duet:

Perform the duet for this grade

[Page 7](#)

Scales & Arpeggios from Memory

For the examination, the candidate should be asked to perform all the following scales and arpeggios from memory. They should perform each scale and arpeggio with separate bows or slurred as requested by the teacher. The teacher should aim for an even distribution of articulations. All tempi given are minimum speeds.

(See [Violin Bowing Patterns](#))

Scales ♩=56 Arpeggios triplet ♩=80

F major scale - 1 octave



C major scale - 1 octave



Bb major scale - 2 octaves



G harmonic minor scale - 2 octaves (Only 1 version harmonic or melodic required)



G melodic minor scale - 2 octaves



F major arpeggio - 1 octave



C major arpeggio - 1 octave



Bb major arpeggio - 2 octaves



G minor arpeggio - 2 octaves



Scale Bowing Pattern Example

Long tonics. separate & slurred in pairs

Arpeggios separate, even
and slurred in 3s



Alternative to Scales from Memory

The following do not need to be played from memory

For the examination perform *all* the following
(only 1 version of minors - harmonic or melodic are required)

Scales ♩=56 Arpeggios triplet ♩=80

F major scale



F major scale with rhythmic pattern



C major scale



C major scale with rhythmic pattern



Bb major scale



G harmonic minor scale (only 1 version harmonic or melodic required)



G melodic minor scale



F major arpeggio




C major arpeggio



Bb major arpeggio



G minor arpeggio



Duet

[Click here for
duet recordings in
practice speed](#)

[Click here for
duet recordings
in exam speed](#)

Jumping Beans

Playful

The musical score for 'Jumping Beans' is written for two violins in a 2/4 time signature with a key signature of one sharp (F#). The piece is marked 'Playful'. The score consists of three systems of two staves each. The first system begins with a dynamic of *mf* and includes markings for *cresc* and *f*. The second system ends with a dynamic of *p*. The third system includes markings for *cresc* and *f*. The piece concludes with a double bar line.

Technical Exercises

Exercise 1 ♩=70

Sevcik

Exercise 2 ♩=70

Sevcik

Exercise 3 ♩=70

Sevcik

Candidates should practise the six clapping exercises below as part of their preparation to take this grade.


For the exam itself, the candidate should perform all six exercises in the order below at the indicated tempi. The candidate part should be clapped and the lower part should be provided using either the MTB Reading Skills recording for this grade, which can be downloaded [here](#), or a metronome (not clapped).

♩ = 90

1


candidate

metronome



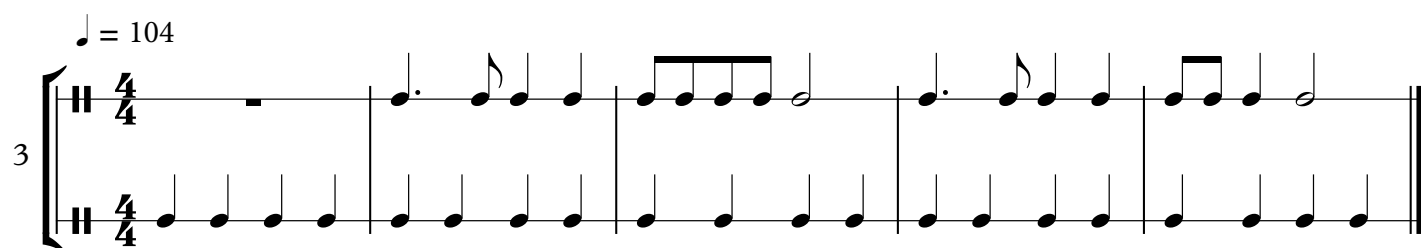
♩ = 76

2




♩ = 104

3




♩ = 126

4



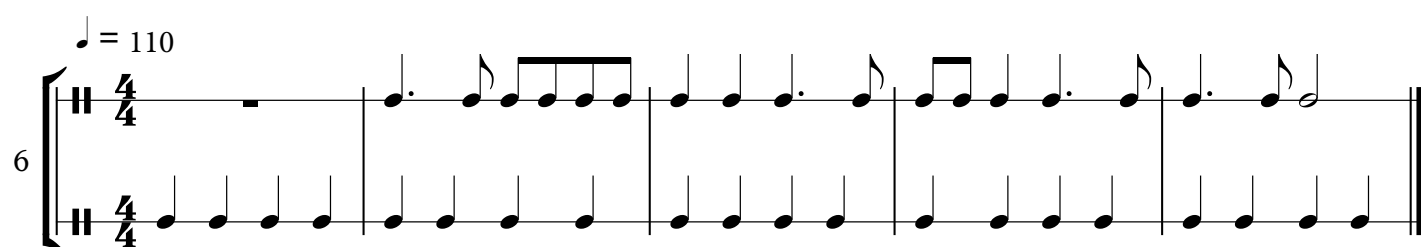
♩ = 80

5



♩ = 110

6



MTB Exams - Listening Skills (Aural tests) Grade 2

The candidate should practise all the exercises on this sheet with the accompanying Listening Skills recording as part of their preparation for the exam. The exam can be conducted either with the candidate responding to the recording or the teacher can deliver them using this sheet.

Only the teacher should have this sheet in front of them during the exam.

For each test, select *either* the treble *or* the bass clef exercises as appropriate to the range of the candidate's voice.

Test 1 - Singing back notes.

I shall play a 2 note chord, and then you shall sing back the upper note. We shall do this with 4 different chords.

Treble Clef

1. 2. 3. 4.

Bass Clef

1. 2. 3. 4.

Test 2 - Clapping back rhythms.

I shall count the pulse and then clap a rhythm. Clap it back immediately after you hear it.

We shall do this with 4 different rhythms.

1.

2.

3.

4.

Test 3 - Singing back melodic phrases.

I shall play a melodic phrase **twice**, and then you shall sing it back. We shall do this for 3 different melodies.

Treble Clef

1.

2.

3.

Bass Clef

1.

2.

3.