

Section One: Recital (60 marks)

Select **three** pieces from the following list (20 marks each)

As an alternative to the pieces below, candidates may perform up to 3 free choice pieces.
For guidance on selecting and approving free choice pieces please [click here](#)

Composer/Artist	Title	Book/Cat. Ref	Publisher/ Buy Here
Trad.	Pop Goes the Weasel	MTB Violin Book Grade 1	MTB Bookshop
Chris Mitchell	Summer Dance	MTB Violin Book Grade 1	MTB Bookshop
Erik Satie	Gymnopédie No.1	MTB Violin Book Grade 1	MTB Bookshop
G.F. Händel	Largo from Xerxes	MTB Violin Book Grade 1	MTB Bookshop
Martin Stacey	A Little Tango	MTB Violin Book Grade 1	MTB Bookshop
Grieg/ Kesel/ Bale/ Mitchell	Morning	MTB Violin Book Grade 1	MTB Bookshop
Trad.	Go Tell Aunt Rhody (Ten Small Pieces for Learning the Violin Vol 1)	Tomplay	tomplay.com
Trad.	The Armed Man (Ten Small Pieces for Learning the Violin Vol 1)	Tomplay	Currently Unavailable
Trad.	Scarborough Fair	Tomplay	tomplay.com
Trad.	Elenke	Tomplay	tomplay.com
Trad.	Greek Wedding	Tomplay	Currently Unavailable
Trad.	All Through the Night	Tomplay	tomplay.com
Trad.	Slovak Song	Tomplay	tomplay.com
Carolan	Dermot O'Dowd	Tomplay	tomplay.com
Bartok	Music for Children Sz.42 Vol 1 no.17: Round Dance	Tomplay	tomplay.com
Robert and Richard Sherman	Chitty Chitty Bang Bang	Tomplay	tomplay.com

Tomplay pieces often include accompaniments and can be purchased individually using the link next to each piece or via a discounted subscription for MTB teachers/learners. To learn more about Tomplay and the subscription [click here](#).

MTB Grade 1

Violin

Composer/Artist	Title	Book/Cat. Ref	Publisher
D and K Blackwell	Nos.34 -39, 42, 46, or 47	Fiddle Time Joggers	OUP
D and K Blackwell	Start the Show (1)	Fiddle Time Runners	OUP
D and K Blackwell	Chase in the Dark (6)	Fiddle Time Runners	OUP
Peter Davey	Morningtown Ride (43)	Abacadabra 1	Collins Music
Peter Davey	Waltz (63)	Abacadabra 1	Collins Music
Peter Davey	We're Off to See the Wizard (70)	Abacadabra 1	Collins Music
James Alexander	In Dulci Jubilo	Abacadabra 2	Collins Music
Michael Rose	March (2)	Fiddler's Ten	Novello
Michael Rose	Valse (3)	Fiddler's Ten	Novello
Mary Cohen	Simple Gifts	Bags of Folk	Faber
Mary Cohen	Yankee Doodle	Bags of Folk	Faber
Mary Cohen	Dashing White Sergeant	Bags of American Folk	Faber
Mary Cohen	John Ryan's Polka	Bags of American Folk	Faber
Mary Cohen	Star of the County Down	Bags of American Folk	Faber
M Cohen & R Spearing	We Can Can-Can	Superstart 1	Faber
M Cohen & R Spearing	Whence is that Goodly Fragrance?	Superstart 1	Faber
M Cohen & R Spearing	Ho-la-hi	Superstart 1	Faber
Sheila M Nelson	Polka	Piece by piece 1	Boosey and Hawkes
Sheila M Nelson	Mad as a Hatter	Piece by piece 1	Boosey and Hawkes
Sheila M Nelson	Dance to Your Daddy	Piece by piece 1	Boosey and Hawkes
Neil Mackay	Waltz	Four Modern Dance Tunes	Stainer and Bell
Neil Mackay	Cha-Cha	Four Modern Dance Tunes	Stainer and Bell
D and K Blackwell	Finger Tips (D major)	Fiddle Time Scales 1	OUP
D and K Blackwell	Supersprinter @ 3 speeds (A major)	Fiddle Time Scales 1	OUP
Mary Cohen	Blast Off!	Superstudies 1	Faber
James Alexander	The Jolly Miller (Theme and Variations 1-4)	Abacadabra 2	Collins Music

Section Two: Technical (25 marks)

Prepare either option 1 or 2 below

Technical Option 1

Technical Exercises:

Perform all the technical exercises required for this grade

[Page 7](#)

PLUS

Scales from Memory:

Perform the scales from memory required for this grade from the sheet

[Page 4](#)

Technical Option 2

Technical Exercises:

Perform all the technical exercises required for this grade

[Page 7](#)

PLUS

Alternative to Scales from Memory:

Perform the alternative to scales from memory required for this grade from the sheet

[Page 5](#)

Section Three: Musicianship (15 marks)

Prepare either option 1 or 2 below

Musicianship Option 1

Reading Skills:

Perform the rhythm exercises for this grade

[Page 8](#)

PLUS

Listening Skills:

Sing the prepared aural tests for this grade

[Page 9](#)

Musicianship Option 2

Reading Skills:

Perform the rhythm exercises for this grade

[Page 8](#)

PLUS

Duet:

Perform the duet for this grade

[Page 6](#)

Scales & Arpeggios from Memory

For the examination, the candidate should be asked to perform all the following scales and arpeggios from memory. They should perform each scale and arpeggio with separate bows or slurred as requested by the teacher. The teacher should aim for an even distribution of articulations. All tempi given are minimum speeds.


(See [Violin Bowing Patterns](#))

Scales ♩ = 50 Arpeggios triplet ♩ = 72

D major scale - 1 octave



G major scale - 2 octaves




A natural minor scale - 1 octave



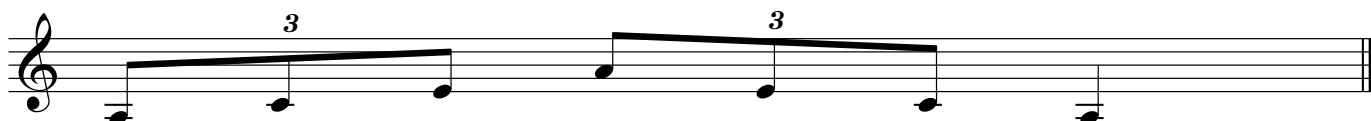
D major arpeggio - 1 octave



G major arpeggio - 2 octaves



A minor arpeggio - 1 octave



Scale Bowing Pattern Example

Long tonics. separate & slurred in pairs

Arpeggios even, separate bows only



Alternative to Scales from Memory

The following do not need to be played from memory
For the examination perform *all* the following

Scales ♩ = 50 Arpeggios triplet ♩ = 72

D major scale



D major scale with rhythmic pattern



G major scale



A natural minor scale




D major arpeggio



G major arpeggio



A minor arpeggio



Duets

Select ONE of the following three duets

Grade 1 - Morning Stroll

Moderato - relaxed!

Musical score for 'Morning Stroll' in 4/4 time, key of D major. The score consists of two staves. The first staff begins with a treble clef, a key signature of one sharp (F#), and a 4/4 time signature. The tempo/mood is 'Moderato - relaxed!'. The music features a melody in the first staff and a supporting bass line in the second staff. Dynamics include *f* (forte) and *p* (piano). The piece concludes with a double bar line.

Grade 1 - Catch the Ball

Moderato - having fun!

Musical score for 'Catch the Ball' in 4/4 time, key of D major. The score consists of two staves. The first staff begins with a treble clef, a key signature of one sharp (F#), and a 4/4 time signature. The tempo/mood is 'Moderato - having fun!'. The music features a melody in the first staff and a supporting bass line in the second staff. Dynamics include *mf* (mezzo-forte). The piece concludes with a double bar line.

Musical score for 'Shining Bright' in 4/4 time, key of D major. The score consists of two staves. The first staff begins with a treble clef, a key signature of one sharp (F#), and a 4/4 time signature. The tempo/mood is 'Andante - dreamily!'. The music features a melody in the first staff and a supporting bass line in the second staff. Dynamics include *p* (piano) and *mf* (mezzo-forte). The piece concludes with a double bar line.

Grade 1 - Shining Bright

Andante - dreamily!

Musical score for 'Shining Bright' in 4/4 time, key of D major. The score consists of two staves. The first staff begins with a treble clef, a key signature of one sharp (F#), and a 4/4 time signature. The tempo/mood is 'Andante - dreamily!'. The music features a melody in the first staff and a supporting bass line in the second staff. Dynamics include *mf* (mezzo-forte), *mp* (mezzo-piano), and *f* (forte). The piece concludes with a double bar line.

Musical score for 'Shining Bright' in 4/4 time, key of D major. The score consists of two staves. The first staff begins with a treble clef, a key signature of one sharp (F#), and a 4/4 time signature. The tempo/mood is 'Andante - dreamily!'. The music features a melody in the first staff and a supporting bass line in the second staff. Dynamics include *p* (piano) and *mf* (mezzo-forte). The piece concludes with a double bar line.

Musical score for 'Shining Bright' in 4/4 time, key of D major. The score consists of two staves. The first staff begins with a treble clef, a key signature of one sharp (F#), and a 4/4 time signature. The tempo/mood is 'Andante - dreamily!'. The music features a melody in the first staff and a supporting bass line in the second staff. Dynamics include *p* (piano). The piece concludes with a double bar line.

Technical Exercises

Exercise 1 ♩=60

mf

Exercise 2 ♩=50

mf

Exercise 3 ♩=60

mf Sevcik

Keep bow on string and still during rest bars

Candidates should practise the six clapping exercises below as part of their preparation to take this grade.

For the exam itself, the candidate should perform all six exercises in the order below at the indicated tempi. The candidate part should be clapped and the lower part should be provided using either the MTB Reading Skills recording for this grade, which can be downloaded [here](#), or a metronome (not clapped).

♩ = 90
candidate

1

metronome

♩ = 82

2

♩ = 104

3

♩ = 116

4

♩ = 80

5

♩ = 108

6

MTB Exams - Listening Skills (Aural tests) Grade 1

The candidate should practise all the exercises on this sheet with the accompanying Listening Skills recording as part of their preparation for the exam. The exam can be conducted either with the candidate responding to the recording or the teacher can deliver them using this sheet.

Only the teacher should have this sheet in front of them during the exam.

For each test, select *either* the treble *or* the bass clef exercises as appropriate to the range of the candidate's voice.

Test 1 - Singing back notes.

I shall play a note and then you shall sing it back. We shall do this for 4 different notes.

Treble Clef

1. 2. 3. 4.

Bass Clef

1. 2. 3. 4.

Test 2 - Clapping back rhythms.

I shall count the pulse and then clap a rhythm. Clap it back immediately after you hear it.

We shall do this with 4 different rhythms.

1.

2.

3.

4.

Test 3 - Singing back melodic phrases.

I shall play a melodic phrase **twice**, and then you shall sing it back. We shall do this for 3 different melodies.

Treble Clef

1.

2.

3.

Bass Clef

1.

2.

3.