

## Section One: Recital (60 marks)

Select three pieces from the following list (20 marks each)

As an alternative to the pieces below, candidates may perform up to 3 free choice pieces.  
For guidance on selecting and approving free choice pieces please [click here](#)

Composer/Artist	Title	Book/Cat. Ref	Publisher/ Buy Here
Cravalho Auli'i	How Far Will I Go (Moana)	Tomplay	<a href="https://tomplay.com">tomplay.com</a>
Pasek & Paul	Million Dreams (The Greatest Showman)	Tomplay	<a href="https://tomplay.com">tomplay.com</a>
Lana del Rey	Born to Run	Tomplay	<a href="https://tomplay.com">tomplay.com</a>
Ben E. King	Stand By Me	Tomplay	<a href="https://tomplay.com">tomplay.com</a>
Schumann	Album for the Young Op.68 Book 1 no.3: Humming Song	Tomplay	<a href="https://tomplay.com">tomplay.com</a>
Spiritual	All Day, All Night	Easy Winners Arr. Lawrance	Brass Wind Publications
Spiritual	It's Me Oh Lord	Easy Winners Arr. Lawrance	Brass Wind Publications
Pam Wedgwood	Cheeky Cherry	Really Easy Jazzin' About for Trombone	Faber Music
Pam Wedgwood	Wrap It Up	Really Easy Jazzin' About for Trombone	Faber Music

Tomplay pieces often include accompaniments and can be purchased individually using the link next to each piece or via a discounted subscription for MTB teachers/learners. To learn more about Tomplay and the subscription [click here](#).

# MTB Grade 1 Trombone

Composer/Artist	Title	Book/Cat. Ref	Publisher/ Buy Here
Hans Zimmer & Trevor Morris	I've Got My Eye On You (Pirates of the Caribbean)	Winners Scores All, Arr. Lawrance	Brass Wind Publications
Susato	La Mourisque	Winners Scores All, Arr. Lawrance	Brass Wind Publications
Humperdinck	Evening Prayer (from Hansel and Gretel)	Winners Scores All, Arr. Lawrance	Brass Wind Publications
Bernstein	One Hand, One Heart	Easy Winners Arr. Lawrance	Brass Wind Publications
Diabelli	The Joker	The Magic Trombone, Arr. Hare	Boosey & Hawkes
Trad	Song of the Volga Boatmen	The Magic Trombone, Arr. Hare	Boosey & Hawkes
Anon. French	Fais dodo (Goodnight, sleep tight!)	Bravo! Trombone, Arr. Barratt	Boosey & Hawkes
Barratt	Ballyhoo!	Bravo! Trombone, Arr. Barratt	Boosey & Hawkes
Barratt	Curtain Raiser	Bravo! Trombone, Arr. Barratt	Boosey & Hawkes
Bourgeois	No.1 or 2	Splinters of Bone	Brass Wind Publications
Endresen	No.1 or 2	Supplementary Studies for Trombone	Rubank Publications
Nightingale	No.1 or 3	Easy Jazzy 'Tudes	Warwick Music

## Section Two: Technical (25 marks)

Prepare either option 1 or 2 below

### Technical Option 1

#### Technical Exercises:

Perform all the technical exercises required for this grade

  a   Bass Clef   a   Treble Clef

**PLUS**

#### Scales from Memory:

Perform the scales from memory required for this grade from the sheet

  a   Bass Clef   a   Treble Clef

### Technical Option 2

#### Technical Exercises:

Perform all the technical exercises required for this grade

  a   Bass Clef   a   Treble Clef

**PLUS**

#### Alternative to Scales from Memory:

Perform the alternative to scales from memory required for this grade from the sheet

  a   | Clef   a   | Clef

## Section Three: Musicianship (15 marks)

Prepare either option 1 or 2 below

### Musicianship Option 1

#### Reading Skills:

Perform the rhythm exercises for this grade

  a  

**PLUS**

#### Listening Skills:

Sing the prepared aural tests for this grade

  a  

### Musicianship Option 2

#### Reading Skills:

Perform the rhythm exercises for this grade

  a  

**PLUS**

#### Duet:

Perform the duet for this grade

  a   | |   a   | |

# Technical Exercises

Exercise 1 - Slowly (for tone)

*mf*

Exercise 2 - ♩=c90 (for articulation and shifts)

*mf*


Exercise 3 - Lip Slurs ♩=c80

*mf*

# Technical Exercises

## Grade 1

Exercise 1 - Slowly (for tone)



*mf*

Exercise 2 - ♩=c90 (for articulation and shifts)



*mf*

Exercise 3 - Lip Slurs ♩=c80



# Scales & Arpeggios from Memory

For the examination, the candidate should be asked to perform all the following scales and arpeggios from memory. They should perform each scale and arpeggio either tongued or slurred as requested by the teacher. The teacher should aim for an even distribution of articulations.

Scales ♩ = 50     Arpeggios triplet ♩ = 72

C major scale



A minor harmonic scale (only 1 version harmonic or melodic required)



A minor melodic scale



C major arpeggio



A minor arpeggio



## Scales & Arpeggios from Memory

For the examination, the candidate should be asked to perform all the following scales and arpeggios from memory. They should perform each scale and arpeggio either tongued or slurred as requested by the teacher. The teacher should aim for an even distribution of articulations.

Scales ♩ = 50    Arpeggios triplet ♩ = 72

Bb major scale



G minor harmonic scale (only 1 version harmonic or melodic required)



G minor melodic scale



Bb major arpeggio



G minor arpeggio



# Alternative to Scales from Memory

## Grade 1

The following do not need to be played from memory

For the examination perform *all* the following  
(only 1 version of minors - harmonic or melodic are required)

Scales ♩ = 50    Arpeggios triplet ♩ = 72

C major scale




C major scale with rhythmic pattern




A minor harmonic scale (only 1 version harmonic or melodic required)



A minor harmonic scale with rhythmic pattern



A minor melodic scale



A minor melodic scale with rhythmic pattern



C major arpeggio



A minor arpeggio





# MTB Exams

## Alternative to scales from memory

### Trombone

### Grade 1

The following do not need to be played from memory

For the examination perform *all* the following  
(only 1 version of minors - harmonic or melodic are required)

Scales ♩ = 44    Arpeggios triplet ♩=66

Bb major scale

*f*

Bb major scale with rhythmic pattern

G minor harmonic scale (only 1 version harmonic or melodic required)

*p*

G minor harmonic scale with rhythmic pattern

G minor melodic scale

*p*

G minor melodic scale with rhythmic pattern

Bb major arpeggio

*f*

G minor arpeggio

*p*

# Duets

Select ONE of the following two duets

## Moderato - having fun! Grade 1 - Catch the Ball

Musical score for 'Catch the Ball' in 4/4 time. The piece is marked 'Moderato - having fun!'. It consists of two systems of two staves each. The first system starts with a *mf* dynamic. The second system features a crescendo from *p* to *mf* in both parts, indicated by a hairpin and a bracket.

## Andante - dreamily! Grade 1 - Shining Bright

Musical score for 'Shining Bright' in 4/4 time. The piece is marked 'Andante - dreamily!'. It consists of two systems of two staves each. The first system has dynamics of *mf*, *mp*, and *f* in the upper part, and *mp*, *mf*, and *mf* in the lower part. The second system starts with *p* in both parts, with a *mf* dynamic appearing in the lower part towards the end.

# Duets

Select ONE of the following two duets

## Moderato - having fun! Grade 1 - Catch the Ball

Musical score for 'Catch the Ball' in 4/4 time, key of B-flat major. The score consists of two systems of two staves each. The first system has a dynamic marking of *mf* for both staves. The second system has dynamic markings of *p* for the first staff and *mf* for the second staff, with a crescendo line connecting them.

## Andante - dreamily! Grade 1 - Shining Bright

Musical score for 'Shining Bright' in 4/4 time, key of B-flat major. The score consists of two systems of two staves each. The first system has dynamic markings of *mf*, *mp*, and *f* for the top staff, and *mp*, *mf*, and *mf* for the bottom staff. The second system has dynamic markings of *p* and *mf* for both staves. The third system has dynamic markings of *p* for both staves.

# Reading Skills

Candidates should practise the six clapping exercises below as part of their preparation to take this grade.

For the exam itself, the candidate should perform all six exercises in the order below at the indicated tempi. The candidate part should be clapped and the lower part should be provided using either the MTB Reading Skills recording for this grade, which can be downloaded [here](#), or a metronome (not clapped).

♩ = 90  
candidate

1

metronome

♩ = 82

2

♩ = 104

3

♩ = 116

4

♩ = 80

5

♩ = 108

6

# Listening Skills

## (Aural tests)

### Grade 1

The candidate should practise all the exercises on this sheet with the accompanying Listening Skills recording as part of their preparation for the exam. The exam can be conducted either with the candidate responding to the recording or the teacher can deliver them using this sheet.

Only the teacher should have this sheet in front of them during the exam.

For each test, select *either* the treble *or* the bass clef exercises as appropriate to the range of the candidate's voice.

Test 1 - Singing back notes.

I shall play a note and then you shall sing it back. We shall do this for 4 different notes.

Treble Clef

1. 2. 3. 4.

Bass Clef

1. 2. 3. 4.

Test 2 - Clapping back rhythms.

I shall count the pulse and then clap a rhythm. Clap it back immediately after you hear it.

We shall do this with 4 different rhythms.

1.

2.

3.

4.

Test 3 - Singing back melodic phrases.

I shall play a melodic phrase **twice**, and then you shall sing it back. We shall do this for 3 different melodies.

Treble Clef

1.

2.

3.

Bass Clef

1.

2.

3.

## Syllabus Guidance

- t ac co a to pa tot ca at t amtop tt mat a o to lpt m ta  
at t . o mo a c o co ct ta t am [clc](#).
- co o l ot t o ata ypo t t am tlall l m t o t a m t a  
compl t . o mo co a c [clc](#).
- o actcal a ollo t a o ylla m t. ola a o t o ma c a m t pl a  
[clc](#).
- ola mo a o t o o am a ma to a t a a [clc](#).

### Recital Guidance - Practical & Performance Grades:

- p at a opto al o am o t ya co a a t ya o t t ct ally mpo ta ta ca  
o oppot t to play at y amca p a ato .
- ll . . a . . ma o l o l t ylla p c ot .
- ca at o l to c ac p c t ya a o ttop o m y tat t ttl .
- t ac may lpt ca at t p o t am . o l o o ta t t co .
- co accompa m t a accpta l a a alt at to al accompa t. a t play o a t  
c tot o co t am.
- compo y amc p a tc o l o t p c . y to alma may alt to allo  
o ap o al t p tato . ap c co ta o o o l y l m t y amca p ma t ca at  
co a to cl t o a to al y amco p l m t.
- aca at p t oc p to t m t o t co ct a ta a . c p c all lo  
t a ta a t am may l ctt t ma . oc a c ca o [clc](#).
- a at to mt o mo p c t a mpo ato may o o a pa to o c o c opto  
t ll ma ya a p cal t o ll o mally p cal t at cto o t m t . . a tc.

### Technical & Musicianship Guidance - Practical Grades:

- t mp o t t c cal cto c cal om m mo y t c cal c tc. a m m m p  
m t.
- a o p pa l m t a am. ll c cala ca p l m t o l p act yt  
ca at p o tota t am.
- t t ll allo t o t ca at ocal a t y may ta po . o all c t a  
t tm t ta po yt am t al.
- o t topto t t ac pat may p o m yt t ac a ot p plo ay ta l play o a y  
t m t o mt am amly a t tc t octa ta po to ma a c ay. It at ly a  
co ca o t t ac pat t am.
- t t t ca p cto ca otto a c tal p c .