

Section One: Recital (60 marks)

Select three pieces from the following list (20 marks each)

As an alternative to the pieces below, candidates may perform up to 3 free choice pieces.
For guidance on selecting and approving free choice pieces please [click here](#)

Composer/Artist	Title	Book/Cat. Ref	Publisher/ Buy Here
Andersen	Scherzino	Tomplay	tomplay.com
Chopin	Nocturne in Eb	Tomplay	flutetunes.com
Gaubert	Madrigal	Tomplay	tomplay.com or Enoch or IMC
Godard	Allegretto	Tomplay or Suite de Trois Morceaux	tomplay.com or Chester Music
Telemann	Sonata in G, TWV41 G9 3 rd Movt: Allegro Affettuoso and 4 th Movt: Allegro	Tomplay	tomplay.com and tomplay.com
John Williams	Schindler's List	Tomplay	tomplay.com
Indochine	J'ai demandé à la lune	Tomplay	tomplay.com
Bernstein	Maria	West Side Story Instrumental Solos for Flute and Piano (Intermediate to Advanced Level)	Boosey & Hawkes
Mozart	Sonata in Bb no.5 1 st Movt: Allegro	The Flautist's Collection book 1	Kevin Mayhew
Rutter	Prelude	Suite Antique	Oxford University Press
Rae	Hard Rock Blues (solo)	40 Modern Studies	Universal Edition
Howard Blake	Dance of the Snowmen	The Snowman	Chester music
Mancini	Baby Elephant Walk	In the Pink: Mancini and Galway	Alfred
Kern	Smoke Gets in Your Eyes	Let's Face the Music (CD edition available)	Brass Wind
Parker	Buggy	Jazzed up Too	Brass Wind

Tomplay pieces often include accompaniments and can be purchased individually using the link next to each piece or via a discounted subscription for MTB teachers/learners. To learn more about Tomplay and the subscription [click here](#).

MTB Grade 6 Flute

Composer/Artist	Title	Book/Cat. Ref	Publisher/ Buy Here
Stokes	Study no.4 (solo)	Jazz Singles	Hunt Edition HE32
Hart	City Life no.3	City Life	Brass Wind Publications
Parker	Whistling Blues	Jazzed Up Too	Brass Wind Publications
Telemann	Sonata in C Major: Cantabile and Allegro	Der Getreue Musikmeister	Barenreiter HM6
Bizet	Entra'cte (Carmen)	Solos for Flute (Ed. Donald Peck)	Carl Fischer
Händel	Sonata in G Op.1 no.5 1 st and 2 nd Movts: Adagio and Allegro	N/A	Any reliable edition
Rachmaninov	Vocalise	Solos for Flute (Ed. Donald Peck)	Carl Fischer
Hernandez/Wye	El Diablo Suelto	A First Latin-American Flute Album	Novello & Co Ltd
C.P.E. Bach	Sonata in G 1 st and 2 nd Movt: Andante and Allegro	Sonatas Book 1	Barenreiter HM71
Caplet	Reverie	N/A	Lemoine
Kohler	Allegro Moderato	No.2 in Progress in Flute Playing Op.33 or No. 8 in 100 Classical studies	Chester Music or Universal Edition
Piazzolla	No.4	Tango Etudes for Solo Flute	Lemoine
Stokes	No.6	Jazz Singles for Flute	Hunt Edition HE32
Drouet	Allegro	No.53 in 76 Graded Studies Book 1 or No.70 in 100 Classical Studies for Flute	Faber Music or Universal Edition
Harris	Presto	No.60 in 76 Graded Studies Book 2	Faber Music
J. S. Bach	Sonata for Flute and Piano No. 2 in E flat major BWV 1031, 4 th Movt. Allegro	N/A	Any reliable edition

Section Two: Technical (25 marks)

Prepare either option 1 or 2 below

Technical Option 1

Technical Exercises:

Perform all the technical exercises required for this grade

[Page 4](#)

PLUS

Scales from Memory:

Perform the scales from memory required for this grade from the sheet

[Page 5](#)

Technical Option 2

Technical Exercises:

Perform all the technical exercises required for this grade

[Page 4](#)

PLUS

Alternative to Scales from Memory:

Perform the alternative to scales from memory required from the sheet

[Page 6](#)

Section Three: Musicianship (15 marks)

Prepare either option 1 or 2 below

Musicianship Option 1

Reading Skills:

Perform the rhythm exercises for this grade

[Page 9](#)

PLUS

Listening Skills:

Sing the prepared aural tests for this grade

[Page 11](#)

Musicianship Option 2

Reading Skills:

Perform the rhythm exercises for this grade

[Page 9](#)

PLUS


Duet:

Perform the duet for this grade

[Page 7](#)

Technical Exercises


Exercise 1 - Slowly



Exercise 2 ♩=c80



Exercise 3 ♩=c90



Exercise 4 ♩=c108



Scales & Arpeggios from Memory

For the examination, the candidate should be asked to perform all the following scales and arpeggios from memory. They should perform each scale and arpeggio either tongued or slurred as requested by the teacher. The teacher should aim for an even distribution of articulations. All tempi given are minimum speeds.

♩=96

D \flat Major Scale - 2 Octaves



E \flat Major Extended Scale



B \flat Harmonic Minor Scale - 2 Octaves



B \flat Melodic Minor Scale - 2 Octaves



♩=96

B \flat Chromatic Scale - 2 Octaves



♩=84

Dominant 7th in the key of D \flat - 2 Octaves



Diminished 7th on C \sharp - 2 Octaves



♩=56

D \flat Major Arpeggio - 2 Octaves



B \flat Minor Arpeggio - 2 Octaves



E \flat Major Arpeggio - Extended



Alternative to Scales from Memory


The following do not need to be played from memory. For the examination, the candidate should be asked to perform *all* the scales. All tempi given are minimum speeds.

♩=96

Bb major scale - 2 octaves



Eb major scale - extended to top Bb



C harmonic minor scale - 2 octaves



C melodic minor scale - 2 octaves



F harmonic minor scale - 2 octaves



♩=96

Bb chromatic scale - 2 octaves



♩=84

Diminished 7th on F - 2 octaves



Diminished 7th on G - 2 octaves



♩=56

Bb major arpeggio - 2 octaves



C minor arpeggio - 2 octaves



1 (Candidate)

2

Mov. 1 from 3 Petits Duos Faciles

Musicianship Duets on the MTB Syllabuses are not acceptable for use as Recital pieces for the same grade. Musicianship Duets are Listening Skills, not another piece and consequently are set at a more straightforward technical level.

Andante con moto ♩ = 120

Gaspard Kummer Op.20

1

2

8

15

22

28

33

p

p

p

39

f

45

51

mf

mf

55

tr

f

p

f

p

Reading Skills

[Click here to find Reading Skills recordings](#)

Candidates should practise the six clapping exercises below as part of their preparation to take this grade.

For the exam itself, the candidate should perform all six exercises in the order below at the indicated tempi. The candidate part should be clapped and the lower part should be provided using either the MTB Reading Skills recording for this grade, which can be downloaded [here](#), or a metronome (not clapped).

♩ = 120 Swung quavers (♩=♩ ♩)

1

candidate

metronome

♩ = 100 Swung quavers (♩=♩ ♩)

2

♩ = 88 Swung quavers (♩=♩ ♩)

3

♩ = 128 Swung quavers (♩=♩³)

4

Exercise 4 consists of five measures in 3/4 time. The first measure has a whole rest in the treble and a half note in the bass. Measures 2-5 feature a melody in the treble and a bass line in the bass. The melody starts with a half note, followed by a quarter note, and then a triplet of eighth notes. The bass line consists of a steady eighth-note pattern.

Exercise 4 continues with measures 6-8. The melody in the treble includes a half note, a quarter note, and a triplet of eighth notes. The bass line continues with eighth notes. The exercise concludes with a final measure containing a half note in the treble and a half note in the bass.

♩ = 90 Swung quavers (♩=♩³)

5

Exercise 5 consists of eight measures in 2/4 time. The first measure has a whole rest in the treble and a half note in the bass. Measures 2-8 feature a melody in the treble and a bass line in the bass. The melody includes eighth-note patterns and triplet eighth notes. The bass line consists of a steady eighth-note pattern.

♩ = 118 Swung quavers (♩=♩³)

6

Exercise 6 consists of three measures in 4/4 time. The first measure has a whole rest in the treble and a half note in the bass. Measures 2-3 feature a melody in the treble and a bass line in the bass. The melody includes a half note, a quarter note, and a triplet of eighth notes. The bass line consists of a steady eighth-note pattern.

Exercise 6 continues with measures 4-5. The melody in the treble includes a half note, a quarter note, and a triplet of eighth notes. The bass line continues with eighth notes. The exercise concludes with a final measure containing a half note in the treble and a half note in the bass.

Listening Skills

[Click here to find Listening Skills recordings in Bass Clef](#)


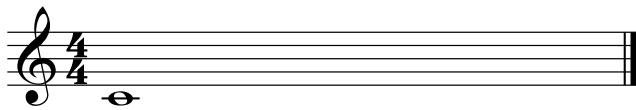
[Click here to find Listening Skills recordings in Treble Clef](#)

The candidate should practise all the exercises on this sheet with the accompanying Listening Skills recording as part of their preparation for the exam. The exam can be conducted either with the candidate responding to the recording or the teacher can deliver them using this sheet.

Only the teacher should have this sheet in front of them during the exam.
For each test, select either the treble or the bass clef exercises as appropriate to the range of the candidate's voice.

Test 1 - Triads.

I shall ask you to sing an ascending major triad in root position, after I give you the starting note. Then, I shall ask you to sing an ascending minor triad, after I give you the starting note again.




Test 2 - Intervals.

I will play a note and ask you to sing a specific interval above. We shall do this for 3 different intervals.


Treble Clef

1. Major 3rd 2. Minor 7th 3. Minor 3rd



Bass Clef

1. Major 3rd 2. Minor 7th 3. Minor 3rd



Test 3 - Singing upper and lower notes.

I shall play a 2 note interval and then you will sing the higher and lower note. We shall do this 4 times.


Treble Clef

1. 2. 3. 4.



Bass Clef

1. 2. 3. 4.



Syllabus Guidance

- The teacher is encouraged to speak to the candidate during the exam to put them at ease or to help them understand what is being requested. For more guidance on conducting/taking the exam [click here](#).
- The recording should not be turned off at any point during the exam until all elements of the assessment have been completed. For more recording advice [click here](#).
- For Practical Grades follow the above syllabus requirements. To learn about Performance Grade requirements please [click here](#).
- To learn more about how our exams are marked visit our Marking Criteria Page [here](#).

Recital Guidance - Practical & Performance Grades:

- Repeats are optional for MTB Exams, however, they are encouraged as they are often structurally important and can offer opportunities to display greater dynamic and expressive variation.
- All D.C. and D.S. marks should be observed (unless the syllabus specifies otherwise).
- The candidate should introduce each piece they are about to perform by stating its title.
- The teacher may help the candidate tune up before the exam begins. This should be done before starting the recording.
- Recorded accompaniments are acceptable as an alternative to a live accompanist. Make sure it is played on a different device to the one recording the exam.
- The composer's dynamics, phrasing etc should be observed in the pieces. Any editorial markings may be altered to allow for a personal interpretation. Where a piece contains no, or only limited, dynamic and expressive markings, the candidate is encouraged to include their own additional dynamic or expressive elements.
- Where a candidate presents Free Choice repertoire these must be of the correct grade standard. If such pieces fall below the required grade standard then examiners may reflect this in their marking. Free Choice Guidance can be found [here](#).
- Candidates wishing to submit 2 or more pieces with Jazz improvisation may do so as part of our free choice options, these will be marked by a Jazz specialist who will normally specialise in that section of instruments (i.e. Wind, Brass etc).

Technical & Musicianship Guidance - Practical Grades:

- The tempi given for the technical section exercises (scales from memory/technical exercises etc.) are minimum speed requirements.
- There are no unprepared elements in an MTB exam. All Technical and Musicianship elements should be practised by the candidate prior to taking the exam.
- If the Listening Skills fall outside of the candidate's vocal range, they may be transposed. However, all exercises within a test must be transposed by the same interval.
- For the duet option, the teacher part may be performed by the teacher, another pupil or any suitable player on any instrument from the same family (wind/brass/strings etc) with octave transpositions made as necessary. Alternatively, a recording can be used for the teacher part during the exam.
- Duets set in the Musicianship section cannot to be used as recital pieces.