

Section One: Recital (60 marks)

Select three pieces from the following list (20 marks each)

As an alternative to the pieces below, candidates may perform up to 3 free choice pieces.

For guidance on selecting and approving free choice pieces please [click here](#)

Composer/Artist	Title	Book/Cat. Ref	Publisher/ Buy Here
J. S. Bach	Sonata in Eb Major: Siciliano	Tomplay	tomplay.com
Debussy	Rêverie	Tomplay	tomplay.com
Delibes	Coppélia Waltz	Tomplay	tomplay.com
Dvorak	Humoreske	Tomplay	tomplay.com
Händel	Sonata in Gm 2 nd Movt: Andante	Tomplay or 11 Sonatas for Flute	tomplay.com or Barenreiter Urtext
Offenbach	Can-Can	Tomplay	tomplay.com
Telemann	Minuet in A minor	Tomplay or First Repertoire Pieces for Flute (piano part and CD accompaniment)	tomplay.com or Boosey & Hawkes
Cravalho Auli'i	How Far I'll Go (Moana)	Tomplay	Currently Unavailable
Nino Rota	Godfather	Tomplay	tomplay.com
James Horner	Braveheart	Tomplay	tomplay.com
Hook	Sonata in C 1 st Movt: Allegretto	From Classical Music for Flute Or Six Sonatas for flute and piano Op.54	Boosey & Hawkes
McDowall	Comic Song	6 Pastiches	Pan Educational Music
Lerner & Loewe	I Could Have Danced All Night	Latin Connections (piano part)	BrassWind
Pogson	Little David	The Way to Rock (piano part)	Boosey & Hawkes
Trad.	Mexican Hat Dance	Play Latin for Flute (piano part)	Faber
Grieg	In the Hall of the Mountain King	What Else Can I Play Grade 4 (piano part)	Faber

Tomplay pieces often include accompaniments and can be purchased individually using the link next to each piece or via a discounted subscription for MTB teachers/learners. To learn more about Tomplay and the subscription [click here](#).

MTB Grade 4 Flute

Composer/Artist	Title	Book/Cat. Ref	Publisher/ Buy Here
Norman	James Bond Theme	Ultimate Movie (CD backing track only)	Alfred
Zimmer	Pirates of the Caribbean	Play Hollywood (+enhanced CD and print off piano part)	Faber
Gumbley	Sarcastic Camel	Cool School (with CD backing track)	Brass Wind
Miller	In the Mood	What Else Can I Play Grade 4	Faber
Norton	Riff Laden	Microjazz Flute Collection Book 2	Boosey & Hawkes
Rae	Never Again	Blue Flute	Universal Edition
Lyons	The Garden Tiger	Compositions 1	Useful Music
J. S. Bach	Sonata No.2 in E flat: Siciliano	N/A	Any reliable edition
Le Thiere	Romance	First Repertoire Pieces	Boosey & Hawkes
Sullivan	Dance a Cachucha	Music Through Time 3	Oxford University Press
Kershaw	Tantalising Tango	Let's Dance	Pan Educational Music
Seiber	Novelty Foxtrot	Dance Suite	Schott Music London
Rimsky Korsakov	Theme from Scheherazade	Flute Fancies	Boston Music Company
Fauré/Wye	Berceuse	Fauré Flute Album	Novello and Co Ltd
J. S. Bach	Rondeau from Suite in B Minor, BMV 1067	N/A	Any reliable edition
Saint-Saëns	Pavane	Solos for Flute	Carl Fischer
Ledbury	Ragged Robin	Flute Salad	Brass Wind Publications
Popp	Allegro Risoluto	No.40 from 76 Graded Studies Book 1 or no.82 from 125 Easy Classical Studies	Faber Music or Universal Edition
Tulou	Allegro	No.15 from 100 Classical Studies for Flute	Universal Edition
Demerssemen	La Tyrolienne	The Flute Players Companion Vol 1	Chester Music
Rae	The Wrong Button!	40 Modern Studies for Solo Flute	Universal Edition

Section Two: Technical (25 marks)

Prepare either option 1 or 2 below

Technical Option 1

Technical Exercises:

Perform all the technical exercises required for this grade

[Page 4](#)

PLUS

Scales from Memory:

Perform the scales from memory required for this grade from the sheet

[Page 5](#)

Technical Option 2

Technical Exercises:

Perform all the technical exercises required for this grade

[Page 4](#)

PLUS

Alternative to Scales from Memory:

Perform the alternative to scales from memory required for this grade from the sheet

[Page 6](#)

Section Three: Musicianship (15 marks)

Prepare either option 1 or 2 below

Musicianship Option 1

Reading Skills:

Perform the rhythm exercises for this grade

[Page 8](#)

PLUS

Listening Skills:

Sing the prepared aural tests for this grade

[Page 9](#)

Musicianship Option 2

Reading Skills:

Perform the rhythm exercises for this grade

[Page 8](#)

PLUS

Duet:

Perform the duet for this grade

[Page 7](#)

Technical Exercises

Exercise 1 - (for tone) ♩=c90



Exercise 2 - (for articulation and rhythm) ♩=112+



Exercise 3 - (for chromatic fingering) ♩=120+



Scales & Arpeggios from Memory

For the examination, the candidate should be asked to perform all the following scales and arpeggios from memory. They should perform each scale and arpeggio either tongued or slurred as requested by the teacher. The teacher should aim for an even distribution of articulations. All tempi given are minimum speeds.

♩=72

A Major Scale - 2 Octaves



C Major Scale - 2 Octaves



E♭ Major Scale - 2 Octaves



G Harmonic Minor Scale - 2 Octaves



C Harmonic Minor Scale - 2 Octaves



♩=72

D Chromatic Scale - 2 Octaves



♩=50

Dominant 7th in the key of C - 2 Octaves



♩=100

A Major Arpeggio - 2 Octaves



E♭ Major Arpeggio - 2 Octaves



C Minor Arpeggio - 2 Octaves



Alternative to Scales from Memory

The following do not need to be played from memory. For the examination, the candidate should be asked to perform *all* the scales. All tempi given are minimum speeds.

♩=72


E major scale



G major scale



Ab major scale 12th



E harmonic minor scale




F melodic minor scale




♩=72

Eb chromatic scale




♩=100

E major arpeggio




Ab major arpeggio



E minor arpeggio



F minor arpeggio



Flute 1
Flute 2

Duet No. 27

Musicianship Duets on the MTB Syllabuses are not acceptable for use as Recital pieces for the same grade. Musicianship Duets are Listening Skills, not another piece and consequently are set at a more straightforward technical level.

François Devienne (1759-1803)

Allegro ♩ = 60

p *mf* cresc. *p* *mf* cresc. *p* *f* *f* *mf* *mf*

Reading Skills

[Click here to find Reading Skills recordings](#)

Candidates should practise the six clapping exercises below as part of their preparation to take this grade.

For the exam itself, the candidate should perform all six exercises in the order below at the indicated tempi. The candidate part should be clapped and the lower part should be provided using either the MTB Reading Skills recording for this grade, which can be downloaded [here](#), or a metronome (not clapped).

1

♩ = 106
candidate

metronome

2

♩ = 90

3

♩ = 120

4

♩ = 78

5

♩ = 110

6

♩ = 84

Listening Skills

[Click here to find Listening Skills recordings in Bass Clef](#)

[Click here to find Listening Skills recordings in Treble Clef](#)

The candidate should practise all the exercises on this sheet with the accompanying Listening Skills recording as part of their preparation for the exam. The exam can be conducted either with the candidate responding to the recording or the teacher can deliver them using this sheet.

Only the teacher should have this sheet in front of them during the exam.

For each test, select either the treble or the bass clef exercises as appropriate to the range of the candidate's voice.

Test 1 - Singing back notes.

I shall play a 3 note chord, and then you shall sing back both the highest and lowest notes. We shall do this with 4 different chords.

Treble Clef



Bass Clef




Test 2 - Intervals.

I will play a note and ask you to sing a specific interval above. We shall do this for 3 different intervals.


Treble Clef

1. Major 6th 2. Major 3rd 3. Perfect 4th



Bass Clef

1. Major 6th 2. Major 3rd 3. Perfect 4th



Test 3 - Singing back melodic phrases.

I shall play a melodic phrase **twice**, and then you shall sing it back. We shall do this for 3 different melodies. Before each, I will indicate the pulse.

Treble Clef

1.



2.



3.



Bass Clef

1.



2.



3.



Syllabus Guidance

- The teacher is encouraged to speak to the candidate during the exam to put them at ease or to help them understand what is being requested. For more guidance on conducting/taking the exam [click here](#).
- The recording should not be turned off at any point during the exam until all elements of the assessment have been completed. For more recording advice [click here](#).
- For Practical Grades follow the above syllabus requirements. To learn about Performance Grade requirements please [click here](#).
- To learn more about how our exams are marked visit our Marking Criteria Page [here](#).

Recital Guidance - Practical & Performance Grades:

- Repeats are optional for MTB Exams, however, they are encouraged as they are often structurally important and can offer opportunities to display greater dynamic and expressive variation.
- All D.C. and D.S. marks should be observed (unless the syllabus specifies otherwise).
- The candidate should introduce each piece they are about to perform by stating its title.
- The teacher may help the candidate tune up before the exam begins. This should be done before starting the recording.
- Recorded accompaniments are acceptable as an alternative to a live accompanist. Make sure it is played on a different device to the one recording the exam.
- The composer's dynamics, phrasing etc should be observed in the pieces. Any editorial markings may be altered to allow for a personal interpretation. Where a piece contains no, or only limited, dynamic and expressive markings, the candidate is encouraged to include their own additional dynamic or expressive elements.
- Where a candidate presents Free Choice repertoire these must be of the correct grade standard. If such pieces fall below the required grade standard then examiners may reflect this in their marking. Free Choice Guidance can be found [here](#).
- Candidates wishing to submit 2 or more pieces with Jazz improvisation may do so as part of our free choice options, these will be marked by a Jazz specialist who will normally specialise in that section of instruments (i.e. Wind, Brass etc).

Technical & Musicianship Guidance - Practical Grades:

- The tempi given for the technical section exercises (scales from memory/technical exercises etc.) are minimum speed requirements.
- There are no unprepared elements in an MTB exam. All Technical and Musicianship elements should be practised by the candidate prior to taking the exam.
- If the Listening Skills fall outside of the candidate's vocal range, they may be transposed. However, all exercises within a test must be transposed by the same interval.
- For the duet option, the teacher part may be performed by the teacher, another pupil or any suitable player on any instrument from the same family (wind/brass/strings etc) with octave transpositions made as necessary. Alternatively, a recording can be used for the teacher part during the exam.
- Duets set in the Musicianship section cannot to be used as recital pieces.